



**FTSE  
RUSSELL**  
An LSEG Business


SUSTAINABLE INVESTMENT INDEX SOLUTIONS

# Selecting the right index for your sustainable investment objectives

The future of investment  
is sustainable investment







Sustainable investment is key to the successful transition to a world that is sustainable, but achieving this critical shift across financial markets requires committed momentum and conviction. As a global index provider, FTSE Russell, an LSEG business, is a key enabler of this massive, ongoing capital shift.

Based on research that shows a strong correlation between sustainability/ESG consideration and performance – a shift from previous investor sentiment – today’s institutional investors consider sustainability issues when making major portfolio allocations. According to our annual Sustainable Investment survey that takes the pulse of global asset owner thinking, 80% of respondents were implementing or evaluating sustainable investment in 2023.<sup>1</sup>

For over 20 years, our deep relationships throughout the investment value chain have enabled us to facilitate collaborative action between issuers, investors and policymakers. Our broad range of indices, data, and analytics cover thousands of corporates and the main sovereign issuers globally – a world of investment influence and choice.

We understand that benchmarks and indices need to be designed to meet investors’ diverse sustainability objectives so our clients can choose anything from a simple ready-made to a sophisticated custom-made index solution.

Sustainable investment considerations are firmly embedded in the investment decision-making process. As a result, asset owners and managers have been moving to integrate sustainability into index designs for new mandates on core passive portfolios.

**“I want to integrate my sustainability objectives into a simple index design that aligns with my passive investment objectives.”**

1. FTSE Russell Sustainable Investment: 2023 global survey findings from asset owners



# There is no single approach to sustainability

Whatever your sustainability objectives, FTSE Russell offers a comprehensive range of environmental, social and governance (ESG) and climate indices. We provide investors with a broad set of tools to measure and analyse global markets across asset classes, styles or strategies and designed to help investors integrate their sustainability view into their investment strategies.

These indices, covering thousands of companies and the main sovereign issuers globally, are designed to meet diverse investor objectives and themes — e.g, climate, ESG, and sustainable factor overlays.

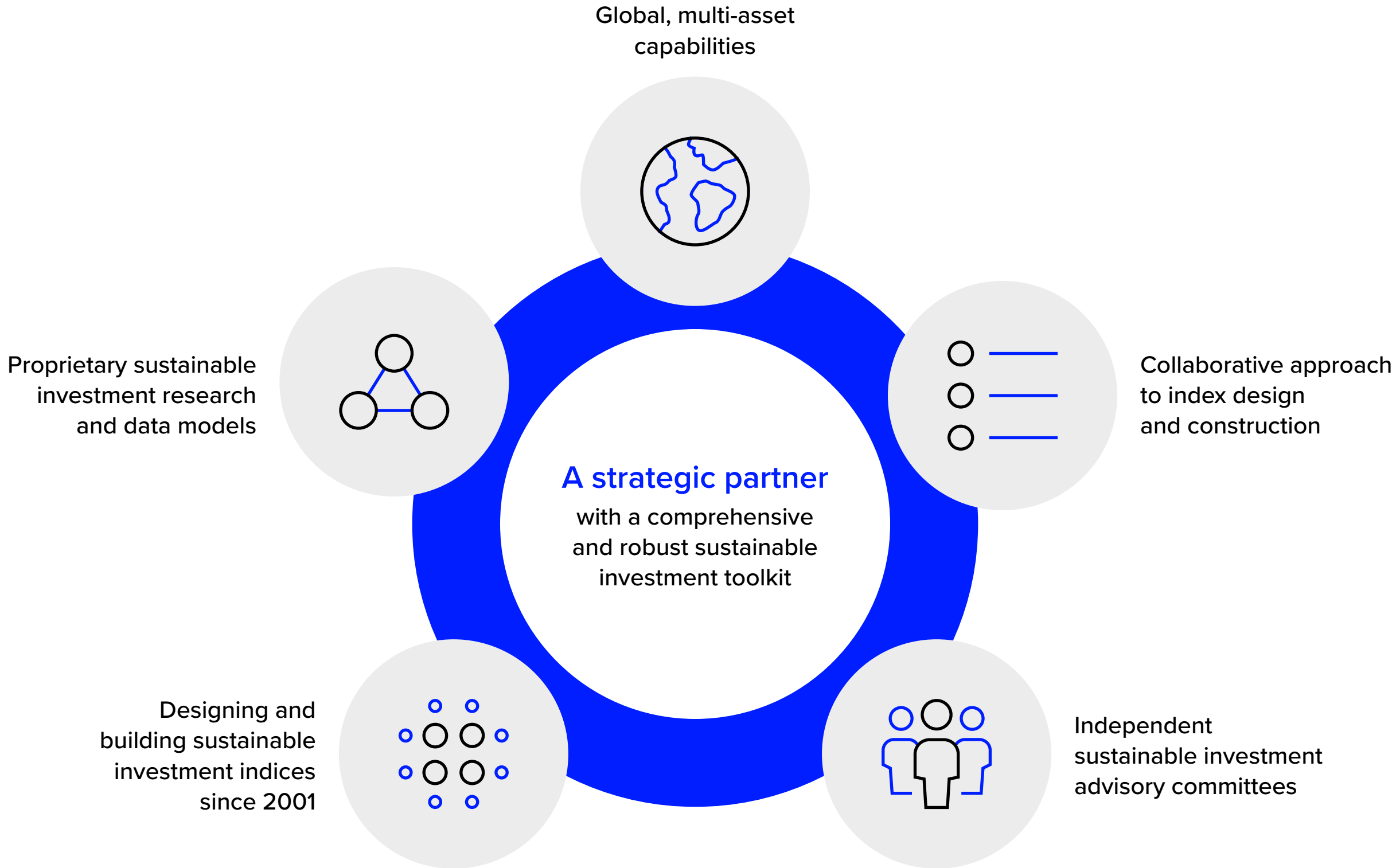
FTSE Russell provides both next-generation and long-serving sustainable investment indices, based on widely tracked FTSE Russell benchmarks to help clients stay one step ahead.

## Our key sustainable investment principles

**Quantitative**  
Trusted indices built with credible ESG and climate data, quantitative methodologies, tested frameworks, and next-generation forward-looking metrics

**Material**  
Measure and quantify the materiality of ESG and climate issues based on deep knowledge of the sustainability challenges

**Consistent**  
Rules-based methodology allows for replicable index approaches, building selective portfolios and adherence to market regulation or policy guidance



# Solutions and expertise for a changing world

---

## Well-known index families

The FTSE Global Equity Index Series, FTSE UK Index Series, Russell US Indexes, FTSE Fixed Income indices, and FTSE Canada Universe Bond Index Series reflect how investors see the world as well as their objectives and investment criteria. By defining markets and securities on the basis of quantifiable, measurable attributes, we deliver an unbiased representation of capital markets and a reliable way for investors to gain targeted exposure to market opportunities.

---

## Rules-based methodology

Our sustainable investment indices are constructed through a transparent, rules-based methodology that includes the versatility required to meet diverse investor needs.

---

## Open architecture

To fully reflect specific investment strategies, we rely on an open architecture that mobilises the best and most-adapted sustainability data, index methodologies, and design approach, using our proprietary or third-party data. Data and disclosure are key to any index methodology.

---

## Innovation to capture market developments

Sustainable investment is a fast-evolving space with a widening spectrum of topics to be addressed. Through our team of sustainable investment experts and our unique index construction capabilities, we innovate continuously to develop index solutions that reflect this evolution. Our presence in local markets presents opportunities to work directly with investors and apply this collective perspective to index innovation.







---

## Index partnerships and client collaboration

We have a culture of working closely with clients, in particular with asset owners, to develop precisely the tools they need, such as indices aligned with specific climate targets. This collaborative way of working also extends to our index partners who have the industry intellectual property or data inputs that together build the right indices behind the funds, e.g., the Transition Pathway Initiative (TPI) partnership.

---


## Strong governance

Robust governance, transparency, and integrity have always been at the foundation of our business. To ensure that FTSE Russell indices are constructed, maintained, and operated to the highest standards, FTSE Russell employs a robust governance framework to approve new indices and changes to the methodologies of existing indices with specialist decision-making bodies. The framework is supported by independent external advisory committees formed of market practitioners with specialist expertise on benchmark methodologies, input data, and the underlying market. This includes the FTSE Russell Sustainable Investment Technical Advisory Committee and the FTSE Russell Sustainable Investment Strategic Advisory Committee.

---

## Proprietary Target Exposure methodology

Some of our sustainable investment indices are tilted using the innovative Target Exposure methodology to address concerns about liquidity, capacity, diversification, and turnover. This next-generation factor methodology removes the noise, targets certain exposure or sets objective outcomes. This may include, for example, a carbon emissions decrease year-on-year such as the FTSE ESG Low Carbon Target Exposure Indices or FTSE EU Climate Benchmarks Index Series.



# What else can you expect from your sustainable investment indices?

## Looking ahead to meet regulatory requirements

We work closely with regulators, policymakers, industry associations, and other key players within the sector to help shape the market and support our clients. As a committed financial services firm, we have contributed considerably to shaping the sustainable investing environment via our expertise and connections with the investment community. As sustainable investment is a fast-evolving environment, we are constantly innovating to offer new data, analytics solutions, and indices that will contribute to complying with upcoming regulations and address emerging trends in the industry.

We take into account major regulatory developments such as the EU's Sustainable Finance Disclosure Regulation (SFDR), EU Climate Benchmark regulation, EU Green Taxonomy, the FSB Task Force on Climate-Related Financial Disclosures (TCFD), UN Sustainable Development Goals (SDGs), and national green bond guidelines in Asia.

## Shaping future decisions on climate investing

Investors are increasingly recognising the impact of climate change as one of the greatest investment risks — and the transition to a low-carbon economy as one of the greatest opportunities — of our times.

As the climate has shifted swiftly to the front and centre of public dialogue, we work closely with the investment community to provide climate-informed indices.

Our forward-looking data models, index partnerships, and work with asset owners have led to next-generation indices in the equity and fixed income asset classes, most notably the FTSE TPI Climate Transition Index Series, FTSE EU Climate Benchmarks Index Series, and FTSE Climate Risk-Adjusted Government Bond Index Series.





### Smart sustainability: overlay of alternative-weighted methodology

Smart beta strategies offer investors a low-cost means of taking a view on factors they believe will generate outperformance over time. By using a series of predetermined rules, an index can be tilted based on particular factors such as value, quality, volatility, momentum or yield.

More recently, the smart beta and sustainability trends have come together. Over the last couple of years we've found that a growing number of institutional investors are taking the opportunity to integrate certain sustainability parameters – usually climate-related, but sometimes covering other ESG measures, too – when they award new smart beta mandates.

### Passive doesn't have to be inactive

In terms of investor engagement, sustainable investment indices are powerful tools for engaging with constituents, especially in equity portfolios, on their journey towards sustainability. FTSE Russell plays an important role in providing visibility on what is expected from these issuers from a sustainability perspective.

### Research experts

With around 35 sustainable investment research professionals making up six sub-teams with sustainability, investing, and data science experience, our multi-disciplinary, cross-asset class team publish regular applied finance research, test and prototype new and next-generation evolving data and modelling.

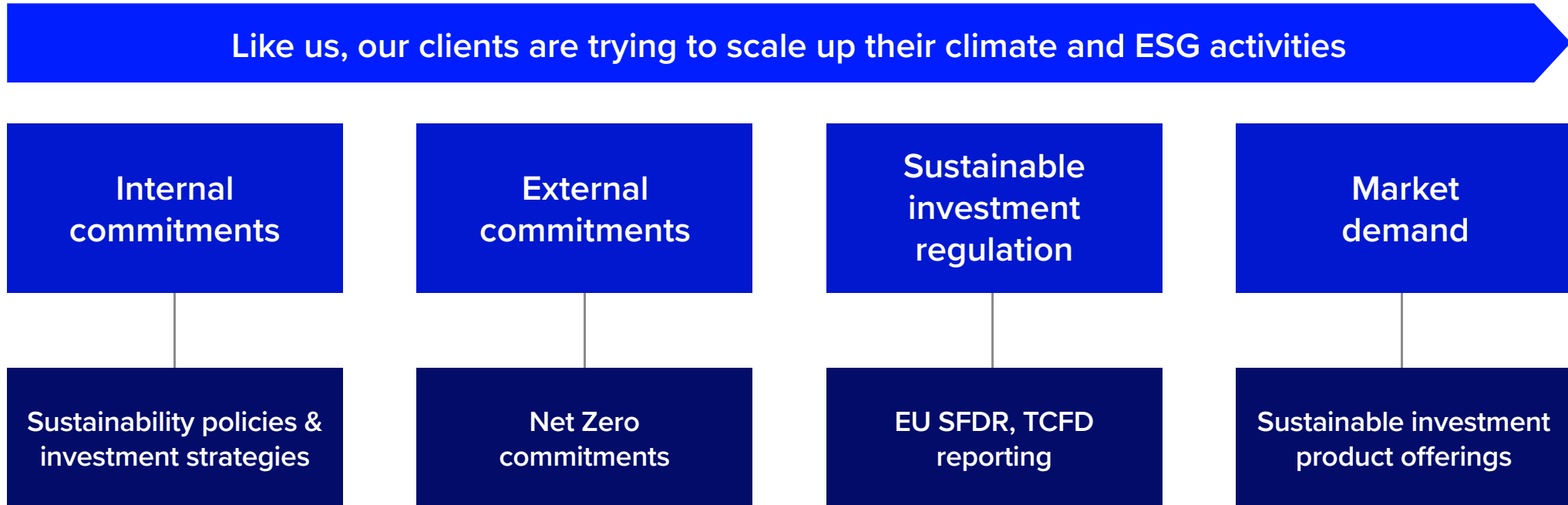
### Custom index solutions

Sustainable investing itself is very diverse and there are different ways of implementing these strategies depending on the client's profile and need. Therefore, our index solutions can be customised to meet a wide variety of clients' needs, including buy-side, sell-side, custodians, asset owners, exchanges, investment consultants, and ETF providers.



# Meeting your sustainable investment index needs

What are our clients trying to solve for?



We define sustainable investment as investment approaches that take into account ESG and/or climate considerations – forming an umbrella term for topics that can be the source of both investment risks and opportunities. We simplify our sustainable investment index approach into two core frameworks to mirror our clients’ objectives and convictions.

Firstly, looking at an investor’s objectives towards incorporating the risks and opportunities of climate change, we align our indices with three clear climate investment strategies:

- 1 Accelerating the green economy
- 2 Transitioning to a low-carbon economy
- 3 Aligning with external commitments brought on by climate regulations and policies that are constantly shaping standards

Secondly, again with the investor’s broader view of environmental, social and governance issues in mind, we align our indices with three clear ESG investment strategies:

- 1 Selective investments including positive and negative screening
- 2 Integrating ESG into investment strategy with the aim of maintaining financial performance
- 3 Aligning with regulatory objectives with broader ESG considerations, such as the EU’s SFDR and the UN’s SDGs



# FTSE Russell sustainable investment index framework explained: through the lens of the investor objective

## FTSE Russell Climate Indices

|   |   |   |
|---|---|---|
| <p><b>ACCELERATE</b><br/>to a green economy</p>   | <p><b>TRANSITION</b><br/>to a low carbon economy</p>  | <p><b>ALIGN</b><br/>with regulatory objectives</p>  |
| <p>Build investment strategies with exposure to the green opportunities generated by climate challenges</p> | <p>Seek exposure in your investment strategy to securities that might prevail in a low carbon economy, based on past and forward looking trends</p> | <p>Align your investment strategy with climate regulation, reporting, and policy developments</p> |

|                            |              |  |              |  |              |
|----------------------------|--------------|--|--------------|--|--------------|
| FTSE Environmental Markets | Equity       | FTSE ex Fossil Fuels                       | Equity       | FTSE EU Climate Benchmarks including PAB & CTB       | Equity       |
| Russell Green America      | Equity       | FTSE EPRA Nareit Green                     | Equity       | FTSE Fixed Income EU Climate Benchmarks Index Series | Fixed Income |
| FTSE Green Impact Bond     | Fixed Income | FTSE Global Climate                        | Equity       | FTSE JPX Net Zero Japan                              | Equity       |
|                            |              | FTSE Smart Sustainability                  | Equity       |  |              |
|                            |              | FTSE TPI Climate Transition                | Equity       |  |              |
|                            |              | FTSE Climate Risk Adjusted Gov't Bond      | Fixed Income |  |              |
|                            |              | FTSE Fixed Income ex Fossil Fuels Enhanced | Fixed Income |  |              |

## FTSE Russell ESG Indices

|   |   |  |
|---|---|--|
| <p><b>SELECT</b><br/>investments</p>  | <p><b>INTEGRATE</b><br/>ESG in investment strategy</p>  | <p><b>ALIGN</b><br/>with regulatory objectives</p>   |
| <p>Build investment strategies based on your specific exclusions/inclusions needs</p> | <p>Include ESG criteria in your investment strategy</p> | <p>Align your investment strategy with regulations and policies that have ESG/sustainable objectives</p> |

|                                     |              |                                 |              |  |              |
|-------------------------------------|--------------|---------------------------------|--------------|--|--------------|
| FTSE Global Choice                  | Equity       | Russell US ESG                  | Equity       | FTSE Euro Credit SDG-Aligned Bond (custom) | Fixed Income |
| FTSE4Good                           | Equity       | FTSE UK ESG Risk-Adjusted       | Equity       |  |              |
| FTSE Blossom Japan                  | Equity       | FTSE ESG                        | Equity       |  |              |
| FTSE Ping An China ESG Index Series | Equity       | FTSE ESG Low Carbon Select      | Equity       |  |              |
| FTSE Impact Bond                    | Fixed Income | FTSE Women on Boards Leadership | Equity       |  |              |
| FTSE Fixed Income Global Choice     | Fixed Income | FTSE ESG Gov't Bond             | Fixed Income |  |              |



# Breaking it down – what’s in an index?

## Climate Indices Standard frameworks

| Objective                          | FTSE Russell Indices                       | Asset Class  | Index features | Implementation approach |        |                 |                 | Sustainability data inputs |                     |                     |                |                  |                      |                      |                         |   |
|------------------------------------|--|--------------|----------------|-------------------------|--------|-----------------|-----------------|----------------------------|---------------------|---------------------|----------------|------------------|----------------------|----------------------|-------------------------|---|
|                                    |  |              |                | Market Cap              | Tilted | Target Exposure | Factor Weighted | Controversies              | Product Involvement | Green Certification | Green Revenues | Carbon Emissions | Fossil Fuel Reserves | Transition Alignment | Labelled Bond Alignment |   |
| Accelerate to a green economy      | FTSE Environmental Markets                 | Equity       |                | ●                       |        |                 |                 |                            |                     |                     | ●              |                  |                      |                      |                         |   |
|                                    | Russell Green America                      | Equity       |                | ●                       |        |                 |                 |                            | ●                   |                     | ●              |                  |                      |                      |                         |   |
|                                    | FTSE Green Impact Bond                     | Fixed Income |                | ●                       |        |                 |                 |                            |                     |                     |                |                  |                      |                      |                         | ● |
| Transition to a low carbon economy | FTSE ex Fossil Fuels                       | Equity       |                | ●                       |        |                 |                 |                            | ●                   |                     |                | ●                |                      |                      |                         |   |
|                                    | FTSE EPRA Nareit Green                     | Equity       |                |                         | ●      |                 |                 |                            |                     | ●                   |                | ●                |                      |                      |                         |   |
|                                    | FTSE Global Climate                        | Equity       |                |                         | ●      |                 |                 |                            |                     |                     | ●              | ●                | ●                    |                      |                         |   |
|                                    | FTSE Smart Sustainability                  | Equity       |                |                         |        |                 | ●               |                            |                     |                     | ●              | ●                | ●                    |                      |                         |   |
|                                    | FTSE TPI Climate Transition                | Equity       |                |                         | ●      |                 |                 |                            | ●                   |                     | ●              | ●                | ●                    | ●                    |                         |   |
|                                    | FTSE Climate Risk Adjusted Gov't Bond      | Fixed income | ●              |                         | ●      |                 |                 |                            |                     |                     |                | ●                | ●                    |                      | ●                       |   |
|                                    | FTSE Fixed Income ex Fossil Fuels Enhanced | Fixed income |                |                         | ●      |                 |                 |                            | ●                   | ●                   |                |                  |                      |                      |                         |   |
| Align with regulatory objectives   | FTSE EU Climate Benchmarks                 | Equity       | ●              |                         |        | ●               |                 |                            |                     |                     | ●              | ●                | ●                    | ●                    |                         |   |
|                                    | FTSE Fixed Income EU Climate Benchmarks    | Fixed income | ●              |                         |        | ●               |                 | ●                          | ●                   |                     | ●              | ●                | ●                    | ●                    | ●                       | ● |
|                                    | FTSE JPX Net Zero Japan                    | Equity       | ●              |                         |        | ●               |                 | ●                          | ●                   |                     | ●              | ●                | ●                    | ●                    |                         |   |



## ESG Indices

### Standard frameworks

| Objective                            | FTSE Russell Indices                       | Asset Class  | Implementation approach |        |                 |                 | Sustainability data inputs |                     |             |                  |               |                         |
|--------------------------------------|--|--------------|-------------------------|--------|-----------------|-----------------|----------------------------|---------------------|-------------|------------------|---------------|-------------------------|
|                                      |  |              | Market Capitalisation   | Tilted | Target Exposure | Factor Weighted | Controversies              | Product Involvement | ESG Ratings | Carbon Emissions | SDG Alignment | Labelled Bond Alignment |
| Select investments                   | FTSE Global Choice                         | Equity       | ●                       |        |                 |                 | ●                          | ●                   |             |                  |               |                         |
|                                      | FTSE4Good                                  | Equity       | ●                       |        |                 |                 | ●                          | ●                   | ●           |                  |               |                         |
|                                      | FTSE Blossom Japan                         | Equity       |                         | ●      |                 |                 |                            |                     | ●           |                  |               |                         |
|                                      | FTSE Ping An China ESG*                    | Equity       | ●                       |        |                 |                 |                            |                     | ●           |                  |               |                         |
|                                      | FTSE Impact Bond                           | Fixed Income | ●                       |        |                 |                 |                            |                     |             |                  |               | ●                       |
|                                      | FTSE Fixed Income Global Choice            | Fixed Income | ●                       |        |                 |                 | ●                          | ●                   |             |                  |               |                         |
| Integrate ESG in investment strategy | Russell US ESG                             | Equity       |                         |        | ●               |                 | ●                          | ●                   | ●           |                  |               |                         |
|                                      | FTSE UK ESG Risk-Adjusted                  | Equity       |                         |        | ●               |                 | ●                          | ●                   | ●           | ●                |               |                         |
|                                      | FTSE ESG                                   | Equity       |                         | ●      |                 |                 |                            |                     | ●           |                  |               |                         |
|                                      | FTSE ESG Low Carbon Select                 | Equity       |                         | ●      |                 |                 |                            | ●                   | ●           | ●                |               |                         |
|                                      | FTSE Women on Boards Leadership            | Equity       |                         | ●      |                 |                 |                            |                     | ●           |                  |               |                         |
|                                      | FTSE ESG World Government Bond             | Fixed Income |                         | ●      |                 |                 |                            |                     | ●           |                  | ●             |                         |
| Align with regulatory objectives     | FTSE Euro Credit SDG-Aligned Bond (custom) | Fixed Income |                         | ●      |                 |                 |                            | ●                   | ●           |                  | ●             |                         |

\*Ping An CN-ESG scores

[Find out more >](#)



# Diverse approaches for diverse needs

What constitutes a view of sustainability within an investment strategy may vary, as the objective can be different based on investors' desired outcomes and convictions.

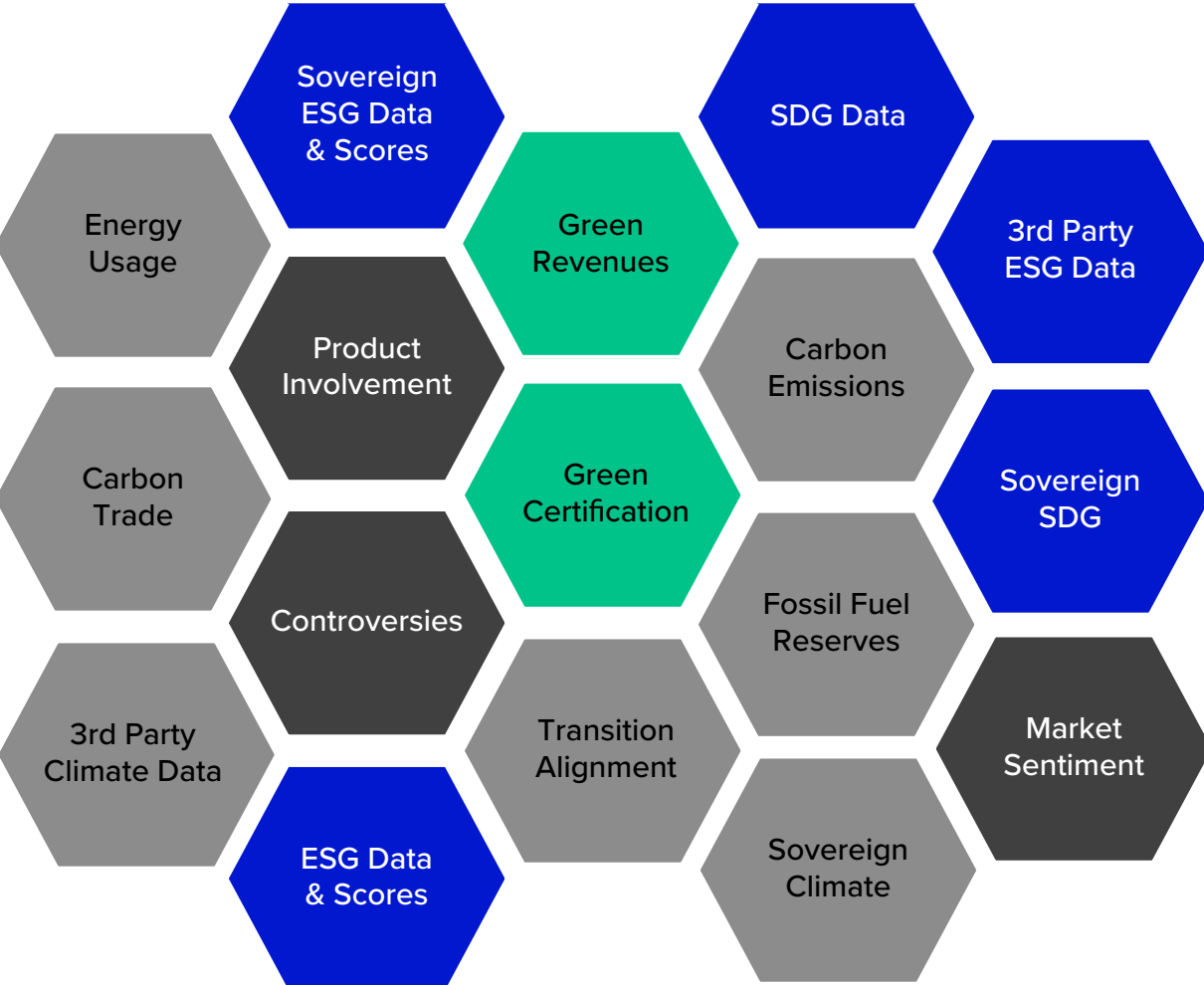
Whatever your sustainability objectives, we offer a wide range of ready-made indices, as well as custom-made indices to include different regions, countries, industries, sectors, asset classes, data inputs, factors, sustainability tilts or targeted outcomes.

## Building blocks available for index design & construction

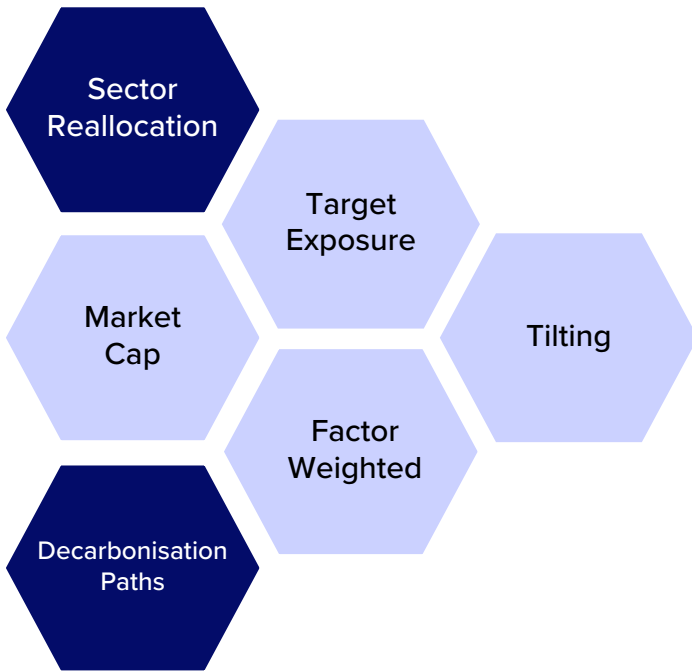
### Universes (Selection)

- Equity**  
FTSE UK  
FTSE All-World  
FTSE GEIS  
Russell US  
FTSE China A  
Blossom Japan
- Fixed Income**  
FTSE WGBI  
FTSE WORLDBIG  
FTSE EUROBIG  
FTSE USBIG
- Thematic**  
EPRA NAREIT  
FTSE4Good  
Global Choice

### Data Inputs



### Index Rules & Methodologies





## There's a sustainable investment index for that ...

Indices can be used by market participants to benchmark the performance of active ESG funds, as a replacement for core market capitalisation-weighted passive portfolios, and to create exchange traded funds (ETF), structured products, and index-based derivatives.

- Sustainable investment indices as the basis for ETFs and exchange traded products (ETP)
- Sustainable investment indices as the basis for futures
- Sustainable investment indices as the basis for passive mandates

## Available for local and global markets

Our platform of sustainable investment indices cover virtually every investable region and market including: Global, Americas, EMEA, and APAC across multiple universes of underlying indices, as well as multiple asset classes.

**Sustainable investment passive assets under management (AUM) are growing: more than \$281 billion in passive AUM track our sustainable investment indices.<sup>3</sup>**

3. AUM data as of December 31, 2022. These assets include separate accounts, commingled funds, retail and institutional mutual funds and ETFs as reported directly from index licensed passive and ETF clients and their websites; third party data sources such as Morningstar and eVestment are used in cases when clients did not report assets.

# How to access our data and solutions

Are you looking to implement a sustainable investment view in an ever-changing world?

Discover how to access our data and solutions.

We are empowering clients through:

- Third-party vendors such as FactSet and Rimes
- Proprietary channels such as FTSE Russell's Sustainable Investment Data (SID) platform or LSEG Data & Analytics Workspace.



## Disclaimer

© 2023 London Stock Exchange Group plc and its applicable group undertakings (the “LSE Group”). The LSE Group includes (1) FTSE International Limited (“FTSE”), (2) Frank Russell Company (“Russell”), (3) FTSE Global Debt Capital Markets Inc. and FTSE Global Debt Capital Markets Limited (together, “FTSE Canada”), (4) FTSE Fixed Income Europe Limited (“FTSE FI Europe”), (5) FTSE Fixed Income LLC (“FTSE FI”), (6) The Yield Book Inc (“YB”) and (7) Beyond Ratings S.A.S. (“BR”). All rights reserved.

FTSE Russell® is a trading name of FTSE, Russell, FTSE Canada, FTSE FI, FTSE FI Europe, YB and BR. “FTSE®”, “Russell®”, “FTSE Russell®”, “FTSE4Good®”, “ICB®”, “The Yield Book®”, “Beyond Ratings®” and all other trademarks and service marks used herein (whether registered or unregistered) are trademarks and/or service marks owned or licensed by the applicable member of the LSE Group or their respective licensors and are owned, or used under licence, by FTSE, Russell, FTSE Canada, FTSE FI, FTSE FI Europe, YB or BR. FTSE International Limited is authorised and regulated by the Financial Conduct Authority as a benchmark administrator.

All information is provided for information purposes only. All information and data contained in this publication is obtained by the LSE Group, from sources believed by it to be accurate and reliable. Because of the possibility of human and mechanical error as well as other factors, however, such information and data is provided “as is” without warranty of any kind. No member of the LSE Group nor their respective directors, officers, employees, partners or licensors make any claim, prediction, warranty or representation whatsoever, expressly or impliedly, either as to the accuracy, timeliness, completeness, merchantability of any information or of results to be obtained from the use of FTSE Russell products, including but not limited to indexes, data and analytics, or the fitness or suitability of the FTSE Russell products for any particular purpose to which they might be put. Any representation of historical data accessible through FTSE Russell products is provided for information purposes only and is not a reliable indicator of future performance.

No responsibility or liability can be accepted by any member of the LSE Group nor their respective directors, officers, employees, partners or licensors for (a) any loss or damage in whole or in part caused by, resulting from, or relating to any error (negligent or otherwise) or other circumstance involved in procuring, collecting, compiling, interpreting, analysing, editing, transcribing, transmitting, communicating or delivering any such information or data or from use of this document or links to this document or (b) any direct, indirect, special, consequential or incidental damages whatsoever, even if any member of the LSE Group is advised in advance of the possibility of such damages, resulting from the use of, or inability to use, such information.

No member of the LSE Group nor their respective directors, officers, employees, partners or licensors provide investment advice and nothing in this document should be taken as constituting financial or investment advice. No member of the LSE Group nor their respective directors, officers, employees, partners or licensors make any representation regarding the advisability of investing in any asset or whether such investment creates any legal or compliance risks for the investor. A decision to invest in any such asset should not be made in reliance on any information herein. Indexes cannot be invested in directly. Inclusion of an asset in an index is not a recommendation to buy, sell or hold that asset nor confirmation that any particular investor may lawfully buy, sell or hold the asset or an index containing the asset. The general information contained in this publication should not be acted upon without obtaining specific legal, tax, and investment advice from a licensed professional.

The information contained in this report should not be considered “research” as defined in recital 28 of the Commission Delegated Directive (EU) 2017/593 of 7 April 2016 supplementing Directive 2014/65/EU of the European Parliament and of the Council (“MiFID II”) and is provided for no fee.

Past performance is no guarantee of future results. Charts and graphs are provided for illustrative purposes only. Index returns shown may not represent the results of the actual trading of investable assets. Certain returns shown may reflect back-tested performance. All performance presented prior to the index inception date is back-tested performance. Back-tested performance is not actual performance, but is hypothetical. The back-test calculations are based on the same methodology that was in effect when the index was officially launched. However, back-tested data may reflect the application of the index methodology with the benefit of hindsight, and the historic calculations of an index may change from month to month based on revisions to the underlying economic data used in the calculation of the index.

This document may contain forward-looking assessments. These are based upon a number of assumptions concerning future conditions that ultimately may prove to be inaccurate. Such forward-looking assessments are subject to risks and uncertainties and may be affected by various factors that may cause actual results to differ materially. No member of the LSE Group nor their licensors assume any duty to and do not undertake to update forward-looking assessments.

No part of this information may be reproduced, stored in a retrieval system or transmitted in any form or by any means, electronic, mechanical, photocopying, recording or otherwise, without prior written permission of the applicable member of the LSE Group. Use and distribution of the LSE Group data requires a licence from FTSE, Russell, FTSE Canada, FTSE FI, FTSE FI Europe, YB, BR and/or their respective licensors.

Visit [lseg.com/ftse-russell](https://lseg.com/ftse-russell)

## About FTSE Russell (LSEG)

FTSE Russell is a leading global provider of index and benchmark solutions, spanning diverse asset classes and investment objectives. As a trusted investment partner we help investors make better-informed investment decisions, manage risk, and seize opportunities.

Market participants look to us for our expertise in developing and managing global index solutions across asset classes. Asset owners, asset managers, ETF providers and investment banks choose FTSE Russell solutions to benchmark their investment performance and create investment funds, ETFs, structured products, and index-based derivatives. Our clients use our solutions for asset allocation, investment strategy analysis and risk management, and value us for our robust governance process and operational integrity.

For over 35 years we have been at the forefront of driving change for the investor, always innovating to shape the next generation of benchmarks and investment solutions that open up new opportunities for the global investment community.

To learn more, email [info@ftserussell.com](mailto:info@ftserussell.com); or call your regional Client Service Team office:

### EMEA

+44 (0) 20 7866 1810

### North America

+1 877 503 6437

### Asia-Pacific

HONG KONG +852 2164 3333

TOKYO +81 (3) 6441 1430

SYDNEY +61 (0) 2 7228 5659