


LSEG Historical Fixed Income Analytics



Analytics you can count on

With over 30 years of fixed income expertise, LSEG is a trusted and authoritative source for single security fixed income analytics. By leveraging Yield Book's inherently open architecture, clients can create a 'golden source' of accurate, consistent and bespoke historical analytics.

Flexible pricing framework

LSEG Historical Fixed Income Analytics allows customers to select between precalculated historical analytics utilising levels from LSEG's Pricing Services or to provide their own levels to leverage Yield Book models for custom-made analytics.

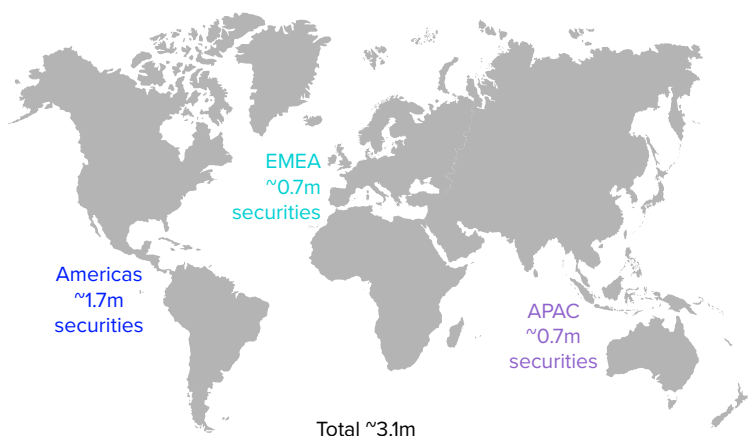
Security coverage

Asset types covered

- History is currently available for government, corporate and taxable municipal bonds

Coverage statistics

- LSEG Historical Fixed Income Analytics provides coverage on over 3.1 million unique securities going back prior to the Global Financial Crisis



Use cases

Regulatory reporting and risk management

- Calculate a comprehensive set of analytics, with a view on the current state of risk and historical analytics, allowing for accurate regulatory reporting and ongoing risk management
- Backtesting capabilities for regulations such as Fundamental Review of the Trading Book (FRTB) allows access to OAS history and a variety of analytical measures on various asset classes

Portfolio value-at-risk


- Utilise historic OAS, duration and convexity time series from LSEG Historical Fixed Income Analytics to supply as inputs to internal value-at-risk models

Research, trading strategy and historical simulations

- Generate market-leading analytics for historical periods to determine relative value and assess trade ideas and portfolio strategies across diverse securities
- Utilise historical valuations and analytical measures to evaluate performance, conduct attribution analysis and assess portfolio/trading strategies and risk hedging
- Conduct analysis of current and historical data to research portfolios and index strategies
- Power AI & Machine Learning models with LSEG Historical Fixed Income Analytics.

Benefits:

- **Flexibility of analytics, universe and pricing source**
 - Custom Prices: Clients can use LSEG pricing or supply their own pricing source
 - Bespoke Analytics: Pricing parameters including curve and partial duration tenors can be set by users
- **History**
 - Clients can purchase up to 22 years of history to meet their specific requirements
- **Filtering**
 - Users can filter by the bond terms and conditions in order to size the universe to their needs
 - Choose just the required analytics or size the universe based on analytical measures



Delivery via Snowflake

LSEG Historical Fixed Income Analytics is now available via Snowflake Data Sharing, allowing for delivery and analysis in a market-leading data solution with pre-configured dashboards tailored to LSEG content.

Historical Fixed Income Analytics are accessible via:

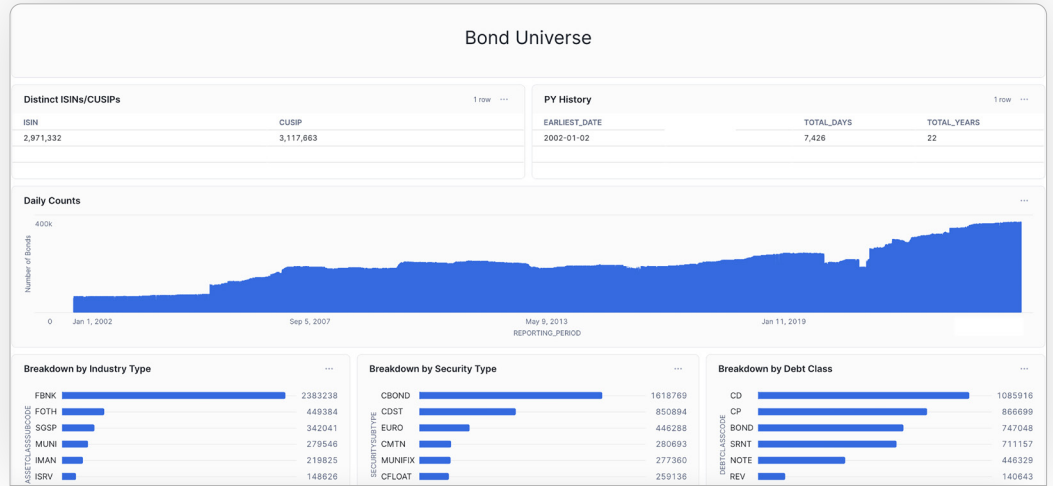


Snowflake Secure Data Sharing



Data unload into the **client's cloud storage**

- Amazon S3
- Google Cloud Storage
- Microsoft Azure Blob Storage



Contact us

To learn more, contact us at sales@yieldbook.com, or visit our website solutions.yieldbook.com

Americas +1 646 989 2200

Asia-Pacific

EMEA +44 20 7334 8963

Tokyo +81 3 6441 1015

APAC +886 2 8729 5130

© 2024 London Stock Exchange Group plc and its applicable group undertakings (the "LSE Group"). All rights reserved.

"The Yield Book®" is a trademark and/or service mark owned or licensed by The Yield Book Inc., and all other trademarks and service marks used herein (whether registered or unregistered) are trademarks and/or service marks owned or licensed by the applicable member of the LSE Group or their respective licensors.

All information is provided for information purposes only. All information and data contained in this publication is obtained by the LSE Group, from sources believed by it to be accurate and reliable. Because of the possibility of human and mechanical error as well as other factors, however, such information and data is provided "as is" without warranty of any kind. No member of the LSE Group nor their respective directors, officers, employees, partners or licensors make any claim, prediction, warranty or representation whatsoever, expressly or impliedly, either as to the accuracy, timeliness, completeness, merchantability of any information or of results to be obtained from the use of the Yield Book products, including but not limited to data and analytics or the fitness or suitability of the Yield Book products for any particular purpose to which they might be put. Any representation of historical data accessible through Yield Book products is provided for information purposes only and is not a reliable indicator of future performance.

No responsibility or liability can be accepted by any member of the LSE Group nor their respective directors, officers, employees, partners or licensors for (a) any loss or damage in whole or in part caused by, resulting from, or relating to any error (negligent or otherwise) or other circumstance involved in procuring, collecting, compiling, interpreting, analysing, editing, transcribing, transmitting, communicating or delivering any such information or data or from use of this document or links to this document or (b) any direct, indirect, special, consequential or incidental damages whatsoever, even if any member of the LSE Group is advised in advance of the possibility of such damages, resulting from the use of, or inability to use, such information.

No member of the LSE Group nor their respective directors, officers, employees, partners or licensors provide investment advice and nothing contained herein or accessible through Yield Book products, including statistical data and industry reports, should be taken as constituting financial or investment advice or a financial promotion. Past performance is no guarantee of future results. Charts and graphs are provided for illustrative purposes only.

This document may contain forward-looking assessments. These are based upon a number of assumptions concerning future conditions that ultimately may prove to be inaccurate. Such forward-looking assessments are subject to risks and uncertainties and may be affected by various factors that may cause actual results to differ materially. No member of the LSE Group nor their licensors assume any duty to and do not undertake to update forward-looking assessments.

No part of this information may be reproduced, stored in a retrieval system or transmitted in any form or by any means, electronic, mechanical, photocopying, recording or otherwise, without prior written permission of the applicable member of the LSE Group. Use and distribution of the LSE Group data requires a licence from Yield Book and/or their respective licensors.

