

Version 6.20244.10.10

LSEG Workspace | Adfin

AdfinXAnalytics Upgrade Guide



LSEG DATA &
ANALYTICS

Contents

- About this document 2
 - Intended readership..... 2
 - Prerequisites 2
 - Contact information 2
- Creating a VBA workbook for AdfinXAnalytics 3
 - Adding a reference in Excel 3
- Migrating your Eikon workbooks to Workspace..... 5
- Automatic updates limitation 6

About this document

LSEG Workspace Adfin analytics is a set of powerful cross-market financial calculation libraries. The libraries are targeted at financial spreadsheet users and application developers in the areas of foreign exchange, money markets, bonds and derivatives.

AdfinXAnalytics is a COM API library that enables users to programmatically access Adfin functions through VBA (Visual Basic for Applications). It provides a powerful interface for integrating the analytics capabilities of Adfin into Excel and other VBA-supported environments, allowing for seamless automation and advanced financial data analysis.

Previous workflows may not be viable with updated base-technologies, so this upgrade will ensure that your processes remain future-proof.

Intended readership

This guide is intended for users upgrading from Eikon-based product packages to LSEG Workspace-based ones. It contains information on how to upgrade your workflows from Eikon-based product packages to LSEG Workspace-based ones.

Prerequisites

To make AdfinXAnalytics available in Excel VBA, the minimum version of Adfin required is 6.20244.10.10.

Contact information

To:

- Receive further assistance, contact Support.
- Provide feedback on Workspace technical content, contact DocFeedback@lseg.com.

Creating a VBA workbook for AdfinXAnalytics

To use AdfinXAnalytics in your VBA code in Excel, you need to do the following:

✦ In the locations below, *<version>* is the version of your installed Adfin package.

- Add references to AdXfo.dll and Adxoo.dll in your VBA project
By default, these files will be installed in either of the following directories, depending on your architecture:
 - %appdata%\Refinitiv\Refinitiv Workspace\Cache\Office\Adfin*<version>*\x64, or
 - %appdata%\Refinitiv\Refinitiv Workspace\Cache\Office\Adfin*<version>*\x86
- Add the LSEGVbaApis.bas module to your VBA project
By default, this file will be installed in %appdata%\Refinitiv\Refinitiv Workspace\Cache\Office
- Invoke the helper functions in LSEGVbaApis that corresponds to the AdfinX object or function to create.

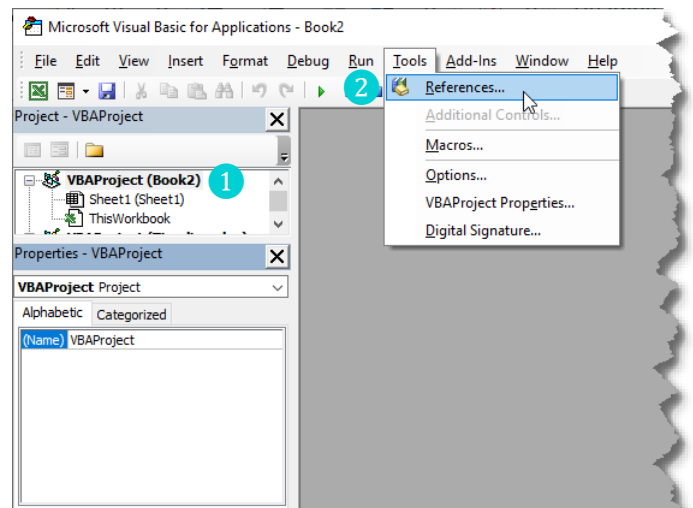
Example:

```
Dim MyCalendar As AdfinXAnalyticsObjects.AdxCalendar
Set MyCalendar = CreateAdxCalendar()
MyCalendar.Init "ADE_FI"
```

Adding a reference in Excel

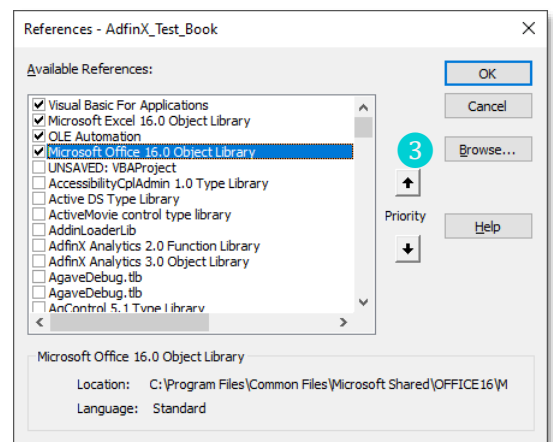
For the appropriate Excel workbook(s), do the following:

1. Open Microsoft Visual Basic for Applications. To do so:
 - i. Press **Alt+F11**, or
 - ii. Select the **Developer** tab and choose **Visual Basic**
2. Select one or more VBA projects **1** into which the references must be added.
3. From the menu, select **Tools > References** **2**.



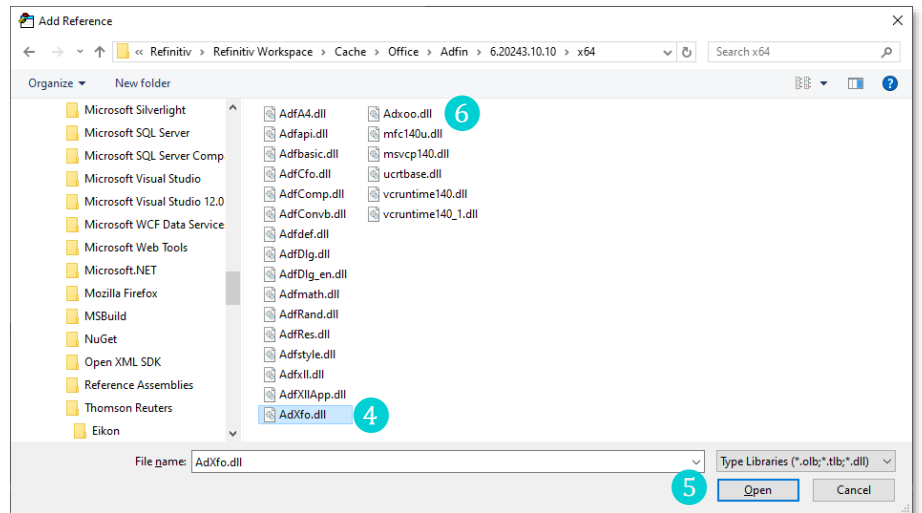
The References dialog is displayed:

4. Select **Browse...** **3**.

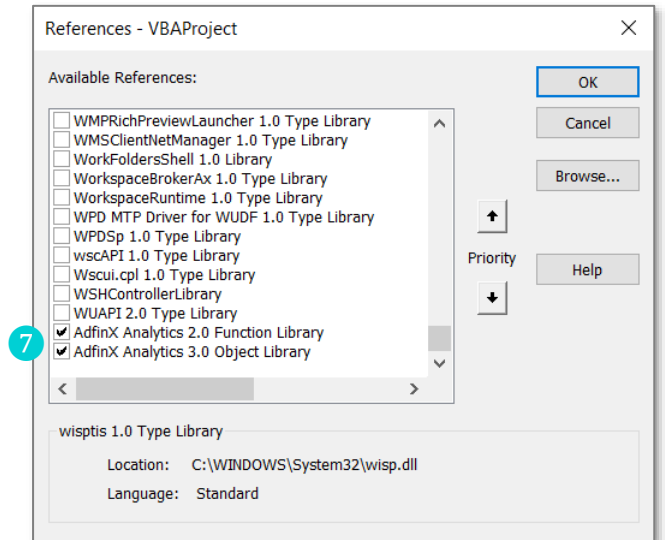


The Add Reference dialog is displayed.

5. Navigate to the Adfin repository¹.
6. Select the Adxfo.dll file **4** and click Open **5**.
7. Repeat the appropriate steps above to also add the Adxoo.dll file **6**.



The library files are added to the References dialog **7**.



¹ By default, this is under <Workspace install path>/Cache/Office/Adfin/<version>/x64

Migrating your Eikon workbooks to Workspace

The integration of AdfinX in Workspace has been done in a familiar way for Eikon customers. As such, you have only a few tasks to perform to migrate your workbooks to AdfinXAnalytics in LSEG Workspace.

To migrate an Eikon book to Workspace | Office, do the following:

✦ In the locations below, *<version>* is the version of your installed Adfin package.

- Update the references to AdXfo.dll and Adxoo.dll in your VBA project to use the new file available through Adfin

By default, these files will be installed in either of the following directories, depending on your architecture:

- %appdata%\Refinitiv\Refinitiv Workspace\Cache\Office\Adfin*<version>*\x64, or
- %appdata%\Refinitiv\Refinitiv Workspace\Cache\Office\Adfin*<version>*\x86
- Remove the following reference and module from your VBA project
 - PLVbaApis.dll
 - PLVbaApis.bas
- Add the LSEGVbaApis.bas module to your VBA project

Automatic updates limitation

In Workspace, the Adfin packages are fully versioned when installed in the cache repository. This may cause an issue, as VBA projects use AdfinX reference DLLs that are stored in a version-specific Adfin repository, and the previous version is deleted during installation of a new version.


Therefore, if a workbook that referenced the DLLs of the previous version of Adfin is opened, VBA will flag them as "MISSING". This will generally trigger an exception in the VBA code.

A workaround has been added to address this problem. When you log in and a book with a missing reference is opened, the VBProject COM object of the workbook is accessed, the references it holds to missing Adfin DLLs are detected, and the references are silently updated to point to the new version of Adfin.

Nonetheless, this automatic update may fail in some workflows. Therefore, you must manually update the references to those DLLs.

It will not be possible to automatically update the references in the following cases:

- The workbooks has been opened by selecting them directly when Excel starts. This is as opposed to opening workbooks from the **File** menu, once Excel has finished opening
- A workbook has been opened before the Workspace add-in was loaded in Excel.
- Access to a VBA Project has been disabled in Excel. This prevents the code from accessing the references of the VBA project.

Access can be enabled in the **Trust Centre > Macro Settings** of the project, by selecting the **Trust access to the VBA project object model** checkbox .

