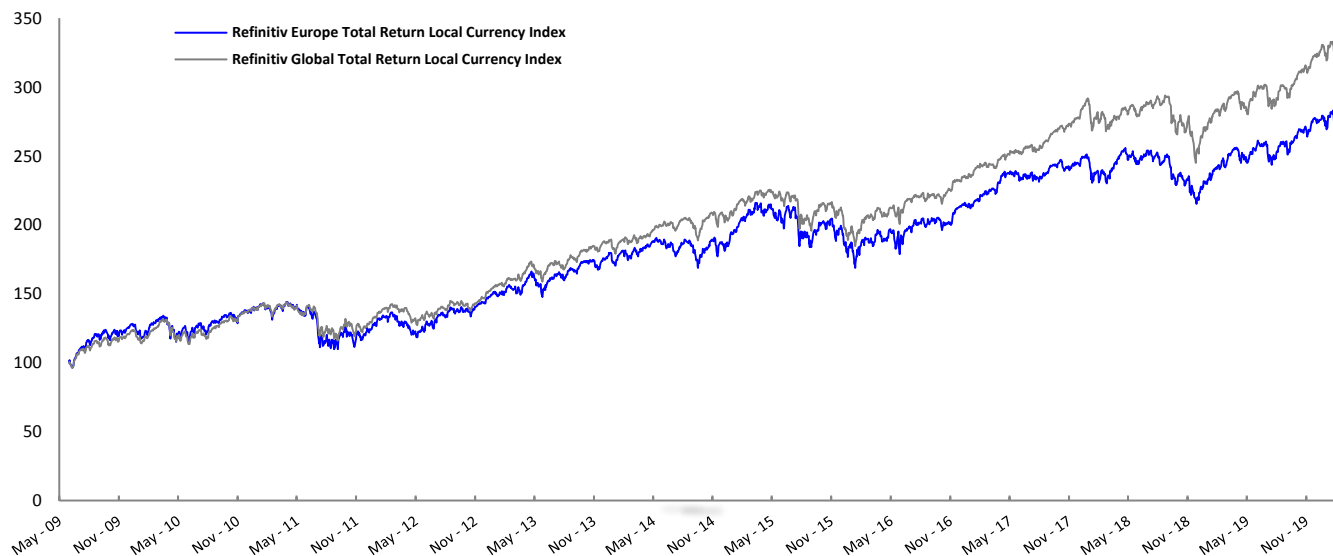


# REFINITIV EUROPE TOTAL RETURN LOCAL CURRENCY INDEX

REFINITIV INDICES

Mar 31, 2020

## CUMULATIVE INDEX PERFORMANCE



## RISK AND RETURN CHARACTERISTICS

Index Performance – Total Return (%)	YTD	1Y	Annualized			
			3Y	5Y	10Y	Since 06/30/09
Refinitiv Europe Total Return Local Currency Index	-22.78%	-13.37%	-2.04%	0.44%	5.00%	7.24%
Refinitiv Global Total Return Local Currency Index	-21.20%	-11.26%	1.34%	3.11%	7.25%	9.05%

Index Returns – By Year (%)	2020	2019	2018	2017	2016	2015	2014
Refinitiv Europe Total Return Local Currency Index	-22.78%	24.83%	-10.00%	14.47%	8.10%	6.20%	5.84%
Refinitiv Global Total Return Local Currency Index	-21.20%	26.03%	-7.84%	19.83%	10.02%	1.67%	9.91%

Index Risk Statistics	Annualized Std. Dev. (%)			Sharpe Ratio		
	3Yr	5Yr	10Yr	3 Yr	5 Yr	10 Yr
Refinitiv Europe Total Return Local Currency Index	15.43%	16.04%	16.20%	-0.05	0.11	0.37
Refinitiv Global Total Return Local Currency Index	15.24%	13.97%	13.08%	0.16	0.28	0.58

## Fundamentals

	Div Yld (%)	LTM P/E	Fwd P/E	P/B
Refinitiv Europe Total Return Local Currency Index	4.24	13.35	12.08	1.33
Refinitiv Global Total Return Local Currency Index	3.46	14.66	13.42	1.70

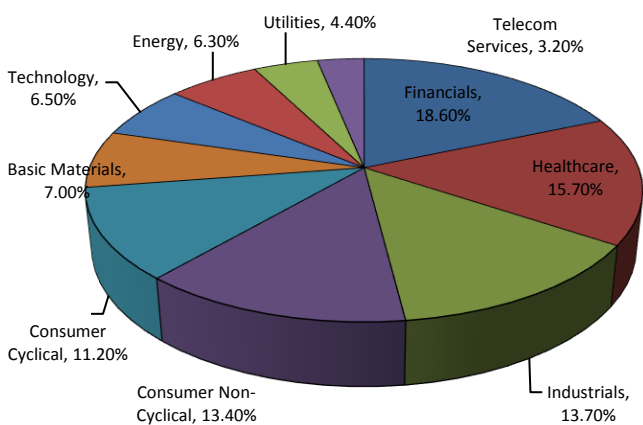
## TOP 10 CONSTITUENTS

Company Name	Sector	Weight
NESTLE SA	Consumer Non-Cy	3.25%
ROCHE HOLDING AG	Healthcare	2.93%
NOVARTIS AG	Healthcare	2.68%
SAP SE	Technology	1.48%
ASTRAZENECA PLC	Healthcare	1.38%
LVMH MOET HENNESSY LOUIS VUITTON SA	Consumer Cyclical	1.28%
HSBC HOLDINGS PLC	Financials	1.27%
ASML HOLDING NV	Technology	1.23%
TOTAL SA	Energy	1.22%
GLAXOSMITHKLINE PLC	Healthcare	1.11%

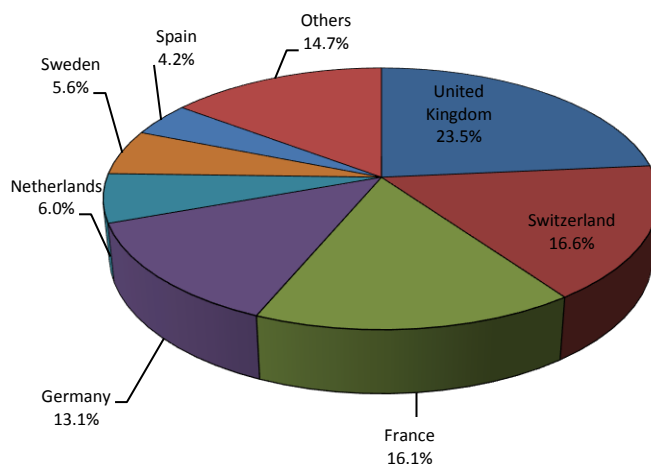
## INDEX CHARACTERISTICS

Refinitiv RIC	.TRXFLDEUTL
Number of Constituents	1694
Mkt Cap (Millions)	
Largest	299,892
Smallest	0.9
Average	4,104
Median	532.3

SECTOR WEIGHTS



COUNTRY WEIGHTS



INDEX METHODOLOGY

Refinitiv Local Currency Indices are free float adjusted, market capitalization weighted indices. They are similar to any other Refinitiv Regional Index except in using the exchange rate i.e. the same exchange rate (previous day's FX) is used in the numerator and denominator for local currency, which means that there is no impact of currency change in the performance.

Selection:

Refinitiv Local Currency Indices are free float adjusted, market capitalization weighted indices. They are similar to any other Refinitiv Regional Index except in using the exchange rate i.e. the same exchange rate (previous day's FX) is used in the numerator and denominator for local currency, which means that there is no impact of currency change in the performance.

Rebalance: Bi-annual

Index distribution: Via Eikon and FTP

Refinitiv has over 30 years' expertise in the Indices business and has calculated many of the most widely-held indices in the world. Our pure beta indices and smart indices address many investor objectives across asset classes, themes, regions and sectors. We offer comprehensive institutional-quality solutions and a full-service indexing partnership to help you get your ideas to market efficiently. This is backed by our industry leading platform of financial intelligence and trust principles which guarantee integrity.

For Further Information [refinitiv.com/en/financial-data/indices](https://refinitiv.com/en/financial-data/indices)  
 Enquiries [Index\\_Queries@tr.com](mailto:Index_Queries@tr.com)