

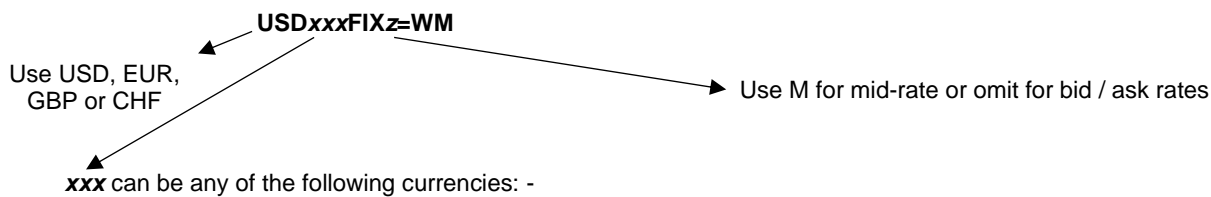
WMR All Spot Forward NDF Rates Configuration

WMR Closing Spot Rates

The WMR Closing Spot Rates are available on LSEG via monitor pages or RICs.

To access the index page, type **WMRSPOT01** and <Return>

For access to the RICs, please use the following generic codes



Albania Lek	ALL	Austrian Schilling	ATS	Belarus Ruble	BYN
Belgian Franc	BEF	Bosnia Herzegovina Mark	BAM	Bulgarian Lev	BGN
Croatian Kuna	HRK	Cyprus Pound	CYP	Czech Koruna	CZK
Danish Krone	DKK	Estonian Kroon	EEK	Ecu	XEU
Euro	EUR	Finnish Markka	FIM	French Franc	FRF
Deutsche Mark	DEM	Greek Drachma	GRD	Hungarian Forint	HUF
Iceland Krona	ISK	Irish Punt	IEP	Italian Lira	ITL
Latvian Lat	LVL	Lithuanian Litas	LTL	Luxembourg Franc	LUF
Macedonia Denar	MKD	Maltese Lira	MTL	Moldova Leu	MDL
Dutch Guilder	NLG	Norwegian Krone	NOK	Polish Zloty	PLN
Portugese Escudo	PTE	Romanian Leu	RON	Russian Rouble	RUB
Slovakian Koruna	SKK	Slovenian Tolar	SIT	Spanish Peseta	ESP
Sterling	GBP	Swedish Krona	SEK	Swiss Franc	CHF
New Turkish Lira	TRY	Ukraine Hryvnia	UAH	Serbian Dinar	RSD
Special Drawing Rights	XDR				

Algerian Dinar	DZD	Angola Kwanza	AOA	Bahrain Dinar	BHD
Botswana Pula	BWP	Burundi Franc	BIF	Central African Franc	XAF
Comoros Franc	KMF	Congo Democratic Rep. Franc	CDF	Cote D'Ivoire Franc	XOF
Egyptian Pound	EGP	Ethiopia Birr	ETB	Gambian Dalasi	GMD
Ghana Cedi	GHS	Guinea Franc	GNF	Israeli Shekel	ILS
Jordanian Dinar	JOD	Kenyan Schilling	KES	Kuwaiti Dinar	KWD
Lebanese Pound	LBP	Lesotho Loti	LSL	Malagasy Ariary	MGA



WMR All Spot Forward NDF Rates Configuration

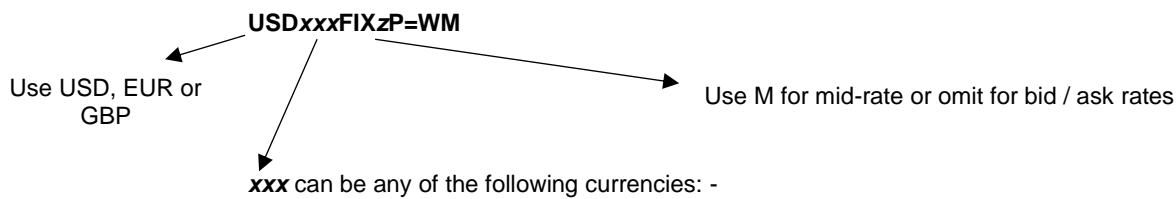
Malawi Kwacha	MWK	Mauritanian Ouguiya	MRU	Mauritius Rupee	MUR
Moroccan Dirham	MAD	New Mozambique Metical	MZN	Namibia Dollar	NAD
Nigerian Naira	NGN	Omani Rial	OMR	Qatar Rial	QAR
Qatar Rial Offshore	QOF	Rwanda Franc	RWF	Saudi Riyal	SAR
Seychelles Rupee	SCR	Sierra Leone Leone	SLE	South African Rand	ZAR
Sudan Pound	SDG	Swaziland Lilangeni	SZL	Tanzania Schilling	TZS
Tunisian Dinar	TND	UAE	AED	Ugandan Schilling	UGX
Yemen Rial	YER	New Zambian Kwacha	ZMW	Zimbabwe Gold	ZWG
Australian Dollar	AUD	Azerbaijan Manat	AZN	Bangladesh Taka	BDT
Bhutan Ngultrum	BTN	Brunei Dollar	BND	Chinese R. Yuan	CNY
Chinese R. Yuan HK	CNH	Fiji Islands Dollar	FJD	Georgia Kari	GEL
Hong Kong Dollar	HKD	Indian Rupee	INR	Indonesian Rupiah	IDR
Indonesia Onshore Traded	IDT	Japanese Yen	JPY	Kazakhstan Tenge	KZT
Kyrgystan Som	KGS	Macao Pataca	MOP	Malaysian Ringgit	MYR
Maldives Rufiyaa	MVR	Mongolia Tugrik	MNT	Nepal Rupee	NPR
New Zealand Dollar	NZD	Pacifique Franc Franc	XPF	Pakistani Rupee	PKR
Papua NG Kina	PGK	Philippine Peso	PHP	Samoa Tala	WST
Singapore Dollar	SGD	Solomon Islands Dollar	SBD	South Korean Won	KRW
Sri Lanka Rupee	LKR	Taiwan Dollar	TWD	Thailand Baht	THB
Thai Baht Offshore	TOF	Tonga Pa'anga	TOP	Uzbekistan Som	UZS
Vanuatu Vatu	VUV	Vietnam Dong	VND		
Argentine Peso	ARS	Aruba Guilder	AWG	Bahamas Dollar	BSD
Barbados Dollar	BBD	Belize Dollar	BZD	Bermudan Dollar	BMD
Bolivian Boliviano	BOB	Brazilian Real	BRL	Canadian Dollar	CAD
Cayman Islands Dollar	KYD	Chilean Peso	CLP	Colombian Peso	COP
Costa Rica Colon	CRC	Cuba Peso	CUP	Dominican Republic Peso	DOP
East Caribbean Dollar	XCD	Ecuadorian Sucre	ECS	El Salvador Colon	SVC
Guatemala Quetzal	GTQ	Haiti Gourde	HTG	Honduras Lempira	HNL
Jamaica Dollar	JMD	Mexican Peso	MXN	Netherlands Antilles Guilder	ANG
Nicaragua Gold Cordoba	NIO	Panama Balboa	PAB	Paraguay Guarano	PYG
Peru Sol	PEN	Surinam Dollar	SRD	Trinidad & Tobago Dollar	TTD
Uruguay Peso	UYU	US Dollar	USD	Venezuelan Bolivar Soberano	VES

WMR Intraday Spot Rates

The WMR Intraday Spot Rates are available on LSEG via monitor pages or RICs.

To access the index page, type **WMRSPOT01** and <Return>

For access to the RICs, please use the following generic codes:-



Albania Lek	ALL	Austrian Schilling	ATS	Belarus Ruble	BYN
Belgian Franc	BEF	Bosnia Herzegovina Mark	BAM	Bulgarian Lev	BGN
Croatian Kuna	HRK	Cyprus Pound	CYP	Czech Koruna	CZK
Danish Krone	DKK	Estonian Kroon	EEK	Ecu	XEU
Euro	EUR	Finnish Markka	FIM	French Franc	FRF
Deutsche Mark	DEM	Greek Drachma	GRD	Hungarian Forint	HUF
Iceland Krona	ISK	Irish Punt	IEP	Italian Lira	ITL
Latvian Lat	LVL	Lithuanian Litas	LTL	Luxembourg Franc	LUF
Macedonia Denar	MKD	Maltese Lira	MTL	Moldova Leu	MDL
Dutch Guilder	NLG	Norwegian Krone	NOK	Polish Zloty	PLN
Portugese Escudo	PTE	Romanian Leu	RON	Russian Rouble	RUB
Slovakian Koruna	SKK	Slovenian Tolar	SIT	Spanish Peseta	ESP
Sterling	GBP	Swedish Krona	SEK	Swiss Franc	CHF
New Turkish Lira	TRY	Ukraine Hryvnia	UAH	Serbian Dinar	RSD
Special Drawing Rights	XDR				
Algerian Dinar	DZD	Angola Kwanza	AOA	Bahrain Dinar	BHD
Botswana Pula	BWP	Burundi Franc	BIF	Central African Franc	XAF
Comoros Franc	KMF	Congo Democratic Rep. Franc	CDF	Cote D'Ivoire Franc	XOF
Egyptian Pound	EGP	Ethiopia Birr	ETB	Gambian Dalasi	GMD
Ghana Cedi	GHS	Guinea Franc	GNF	Israeli Shekel	ILS
Jordanian Dinar	JOD	Kenyan Schilling	KES	Kuwaiti Dinar	KWD
Lebanese Pound	LBP	Lesotho Loti	LSL	Malagasy Ariary	MGA
Malawi Kwacha	MWK	Mauritanian Ouguiya	MRU	Mauritius Rupee	MUR
Moroccan Dirham	MAD	New Mozambique Metical	MZN	Namibia Dollar	NAD
Nigerian Naira	NGN	Omani Rial	OMR	Qatar Rial	QAR
Qatar Rial Offshore	QOF	Rwanda Franc	RWF	Saudi Riyal	SAR
Seychelles Rupee	SCR	Sierra Leone Leone	SLE	South African Rand	ZAR
Sudan Pound	SDG	Swaziland Lilangeni	SZL	Tanzania Schilling	TZS
Tunisian Dinar	TND	UAE	AED	Ugandan Schilling	UGX
Yemen Rial	YER	New Zambian Kwacha	ZMW	Zimbabwe Dollar Notional	ZDN
Australian Dollar	AUD	Azerbaijan Manat	AZN	Bangladesh Taka	BDT
Bhutan Ngultrum	BTN	Brunei Dollar	BND	Chinese R. Yuan	CNY
Chinese R. Yuan HK	CNH	Fiji Islands Dollar	FJD	Georgia Kari	GEL
Hong Kong Dollar	HKD	Indian Rupee	INR	Indonesian Rupiah	IDR
Indonesia Onshore Traded	IDT	Japanese Yen	JPY	Kazakhstan Tenge	KZT
Kyrgystan Som	KGS	Macao Pataca	MOP	Malaysian Ringgit	MYR

WMR All Spot Forward NDF Rates Configuration

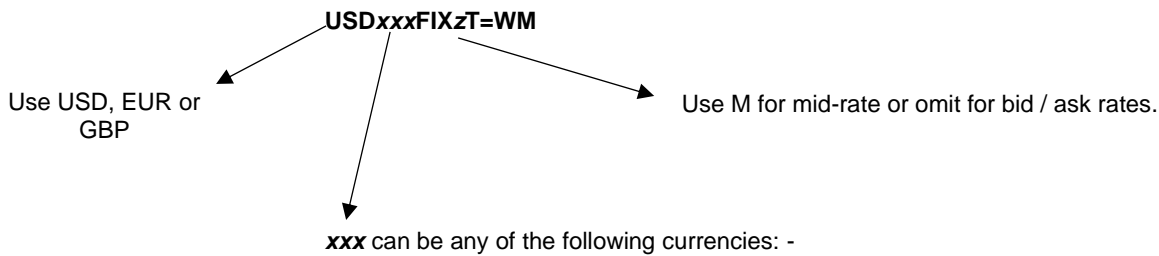
Maldives Rufiyaa	MVR	Mongolia Tugrik	MNT	Nepal Rupee	NPR
New Zealand Dollar	NZD	Pacifique Franc Franc	XPF	Pakistani Rupee	PKR
Papua NG Kina	PGK	Philippine Peso	PHP	Samoa Tala	WST
Singapore Dollar	SGD	Solomon Islands Dollar	SBD	South Korean Won	KRW
Sri Lanka Rupee	LKR	Taiwan Dollar	TWD	Thailand Baht	THB
Thai Baht Offshore	TOF	Tonga Pa'anga	TOP	Uzbekistan Som	UZS
Vanuatu Vatu	VUV	Vietnam Dong	VND		
Argentine Peso	ARS	Aruba Guilder	AWG	Bahamas Dollar	BSD
Barbados Dollar	BBD	Belize Dollar	BZD	Bermudan Dollar	BMD
Bolivian Boliviano	BOB	Brazilian Real	BRL	Canadian Dollar	CAD
Cayman Islands Dollar	KYD	Chilean Peso	CLP	Colombian Peso	COP
Costa Rica Colon	CRC	Cuba Peso	CUP	Dominican Republic Peso	DOP
East Caribbean Dollar	XCD	Ecuadorian Sucre	ECS	El Salvador Colon	SVC
Guatemala Quetzal	GTQ	Haiti Gourde	HTG	Honduras Lempira	HNL
Jamaica Dollar	JMD	Mexican Peso	MXN	Netherlands Antilles Guilder	ANG
Nicaragua Gold Cordoba	NIO	Panama Balboa	PAB	Paraguay Guarano	PYG
Peru Sol	PEN	Surinam Dollar	SRD	Trinidad & Tobago Dollar	TTD
Uruguay Peso	UYU	US Dollar	USD	Venezuelan Bolivar Soberano	VES

The WMR 30 Min Intraday Spot Rates

The WMR 30 min Intraday Spot Rates are available on LSEG via pages or RICs.

To access the index page, type **WMRTSPOT01** and <Return>

For access to the RICs, please use the following generic codes: -




Czech Koruna	CZK	Danish Krone	DKK	Euro	EUR
Hungarian Forint	HUF	Norwegian Krone	NOK	Polish Zloty	PLN
Romanian Leu	RON	Russian Rouble	RUB	Sterling	GBP
Swedish Krona	SEK	Swiss Franc	CHF	New Turkish Lira	TRY
Israeli Shekel	ILS	South African Rand	ZAR		
Australian Dollar	AUD	Chinese R Yuan HK	CNH	Hong Kong Dollar	HKD
Indian Rupee	INR	Japanese Yen	JPY	New Zealand Dollar	NZD
Thailand Baht	THB	Thai Baht Offshore	TOF	Singapore Dollar	SGD
Canadian Dollar	CAD	Mexican Peso	MXN		

The WMR 11am UK Time Intraday Spot Rates

The WMR 11am UK Time Intraday Spot Rates are available on LSEG via monitor pages or RICs.

To access the index page, type **WMR11SPOT01** and <Return>

For access to the RICs, please use the following generic codes: -



Albania Lek	ALL	Austrian Schilling	ATS	Belarus Ruble	BYN
Belgian Franc	BEF	Bosnia Herzegovina Mark	BAM	Bulgarian Lev	BGN
Croatian Kuna	HRK	Cyprus Pound	CYP	Czech Koruna	CZK
Danish Krone	DKK	Estonian Kroon	EEK	Ecu	XEU
Euro	EUR	Finnish Markka	FIM	French Franc	FRF
Deutsche Mark	DEM	Greek Drachma	GRD	Hungarian Forint	HUF
Iceland Krona	ISK	Irish Punt	IEP	Italian Lira	ITL
Latvian Lat	LVL	Lithuanian Litas	LTL	Luxembourg Franc	LUF
Macedonia Denar	MKD	Maltese Lira	MTL	Moldova Leu	MDL
Dutch Guilder	NLG	Norwegian Krone	NOK	Polish Zloty	PLN
Portugese Escudo	PTE	Romanian Leu	RON	Russian Rouble	RUB
Slovakian Koruna	SKK	Slovenian Tolar	SIT	Spanish Peseta	ESP
Sterling	GBP	Swedish Krona	SEK	Swiss Franc	CHF
New Turkish Lira	TRY	Ukraine Hryvnia	UAH	Serbian Dinar	RSD
Special Drawing Rights	XDR				
Algerian Dinar	DZD	Angola Kwanza	AOA	Bahrain Dinar	BHD
Botswana Pula	BWP	Burundi Franc	BIF	Central African Franc	XAF
Comoros Franc	KMF	Congo Democratic Rep. Franc	CDF	Cote D'Ivoire Franc	XOF
Egyptian Pound	EGP	Ethiopia Birr	ETB	Gambian Dalasi	GMD
Ghana Cedi	GHS	Guinea Franc	GNF	Israeli Shekel	ILS
Jordanian Dinar	JOD	Kenyan Schilling	KES	Kuwaiti Dinar	KWD
Lebanese Pound	LBP	Lesotho Loti	LSL	Malagasy Ariary	MGA
Malawi Kwacha	MWK	Mauritanian Ouguiya	MRU	Mauritius Rupee	MUR
Moroccan Dirham	MAD	New Mozambique Metical	MZN	Namibia Dollar	NAD
Nigerian Naira	NGN	Omani Rial	OMR	Qatar Rial	QAR
Qatar Rial Offshore	QOF	Rwanda Franc	RWF	Saudi Riyal	SAR
Seychelles Rupee	SCR	Sierra Leone Leone	SLE	South African Rand	ZAR
Sudan Pound	SDG	Swaziland Lilangeni	SZL	Tanzania Schilling	TZS
Tunisian Dinar	TND	UAE	AED	Ugandan Schilling	UGX
Yemen Rial	YER	New Zambian Kwacha	ZMW	Zimbabwe Dollar Notional	ZDN
Australian Dollar	AUD	Azerbaijan Manat	AZN	Bangladesh Taka	BDT
Bhutan Ngultrum	BTN	Brunei Dollar	BND	Chinese R. Yuan	CNY
Chinese R. Yuan HK	CNH	Fiji Islands Dollar	FJD	Georgia Kari	GEL
Hong Kong Dollar	HKD	Indian Rupee	INR	Indonesian Rupiah	IDR
Indonesia Onshore Traded	IDT	Japanese Yen	JPY	Kazakhstan Tenge	KZT
Kyrgystan Som	KGS	Macao Pataca	MOP	Malaysian Ringgit	MYR

WMR All Spot Forward NDF Rates Configuration

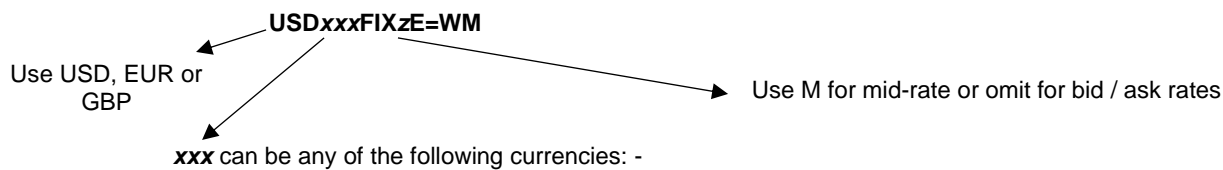
Maldives Rufiyaa	MVR	Mongolia Tugrik	MNT	Nepal Rupee	NPR
New Zealand Dollar	NZD	Pacifique Franc Franc	XPF	Pakistani Rupee	PKR
Papua NG Kina	PGK	Philippine Peso	PHP	Samoa Tala	WST
Singapore Dollar	SGD	Solomon Islands Dollar	SBD	South Korean Won	KRW
Sri Lanka Rupee	LKR	Taiwan Dollar	TWD	Thailand Baht	THB
Thai Baht Offshore	TOF	Tonga Pa'anga	TOP	Uzbekistan Som	UZS
Vanuatu Vatu	VUV	Vietnam Dong	VND		
Argentine Peso	ARS	Aruba Guilder	AWG	Bahamas Dollar	BSD
Barbados Dollar	BBD	Belize Dollar	BZD	Bermudan Dollar	BMD
Bolivian Boliviano	BOB	Brazilian Real	BRL	Canadian Dollar	CAD
Cayman Islands Dollar	KYD	Chilean Peso	CLP	Colombian Peso	COP
Costa Rica Colon	CRC	Cuba Peso	CUP	Dominican Republic Peso	DOP
East Caribbean Dollar	XCD	Ecuadorian Sucre	ECS	El Salvador Colon	SVC
Guatemala Quetzal	GTQ	Haiti Gourde	HTG	Honduras Lempira	HNL
Jamaica Dollar	JMD	Mexican Peso	MXN	Netherlands Antilles Guilder	ANG
Nicaragua Gold Cordoba	NIO	Panama Balboa	PAB	Paraguay Guarano	PYG
Peru Sol	PEN	Surinam Dollar	SRD	Trinidad & Tobago Dollar	TTD
Uruguay Peso	UYU	US Dollar	USD	Venezuelan Bolivar Soberano	VES

The WMR 2pm CET Intraday Spot Rates

The WMR 2pm CET Intraday Spot Rates are available on LSEG via monitor pages or RICs.

To access the index page, type **WMRESPOT01** and <Return>

For access to the RICs, please use the following generic codes:-



Albania Lek	ALL	Austrian Schilling	ATS	Belarus Ruble	BYN
Belgian Franc	BEF	Bosnia Herzegovina Mark	BAM	Bulgarian Lev	BGN
Croatian Kuna	HRK	Cyprus Pound	CYP	Czech Koruna	CZK
Danish Krone	DKK	Estonian Kroon	EEK	Ecu	XEU
Euro	EUR	Finnish Markka	FIM	French Franc	FRF
Deutsche Mark	DEM	Greek Drachma	GRD	Hungarian Forint	HUF
Iceland Krona	ISK	Irish Punt	IEP	Italian Lira	ITL
Latvian Lat	LVL	Lithuanian Litas	LTL	Luxembourg Franc	LUF
Macedonia Denar	MKD	Maltese Lira	MTL	Moldova Leu	MDL
Dutch Guilder	NLG	Norwegian Krone	NOK	Polish Zloty	PLN
Portugese Escudo	PTE	Romanian Leu	RON	Russian Rouble	RUB
Slovakian Koruna	SKK	Slovenian Tolar	SIT	Spanish Peseta	ESP
Sterling	GBP	Swedish Krona	SEK	Swiss Franc	CHF
New Turkish Lira	TRY	Ukraine Hryvnia	UAH	Serbian Dinar	RSD
Special Drawing Rights	XDR				
Algerian Dinar	DZD	Angola Kwanza	AOA	Bahrain Dinar	BHD
Botswana Pula	BWP	Burundi Franc	BIF	Central African Franc	XAF
Comoros Franc	KMF	Congo Democratic Rep. Franc	CDF	Cote D'Ivoire Franc	XOF
Egyptian Pound	EGP	Ethiopia Birr	ETB	Gambian Dalasi	GMD
Ghana Cedi	GHS	Guinea Franc	GNF	Israeli Shekel	ILS
Jordanian Dinar	JOD	Kenyan Schilling	KES	Kuwaiti Dinar	KWD
Lebanese Pound	LBP	Lesotho Loti	LSL	Malagasy Ariary	MGA
Malawi Kwacha	MWK	Mauritanian Ouguiya	MRU	Mauritius Rupee	MUR
Moroccan Dirham	MAD	New Mozambique Metical	MZN	Namibia Dollar	NAD
Nigerian Naira	NGN	Omani Rial	OMR	Qatar Rial	QAR
Qatar Rial Offshore	QOF	Rwanda Franc	RWF	Saudi Riyal	SAR
Seychelles Rupee	SCR	Sierra Leone Leone	SLE	South African Rand	ZAR
Sudan Pound	SDG	Swaziland Lilangeni	SZL	Tanzania Schilling	TZS
Tunisian Dinar	TND	UAE	AED	Ugandan Schilling	UGX
Yemen Rial	YER	New Zambian Kwacha	ZMW	Zimbabwe Dollar Notional	ZDN
Australian Dollar	AUD	Azerbaijan Manat	AZN	Bangladesh Taka	BDT
Bhutan Ngultrum	BTN	Brunei Dollar	BND	Chinese R. Yuan	CNY
Chinese R. Yuan HK	CNH	Fiji Islands Dollar	FJD	Georgia Kari	GEL
Hong Kong Dollar	HKD	Indian Rupee	INR	Indonesian Rupiah	IDR
Indonesia Onshore Traded	IDT	Japanese Yen	JPY	Kazakhstan Tenge	KZT
Kyrgystan Som	KGS	Macao Pataca	MOP	Malaysian Ringgit	MYR
Maldives Rufiyaa	MVR	Mongolia Tugrik	MNT	Nepal Rupee	NPR

WMR All Spot Forward NDF Rates Configuration

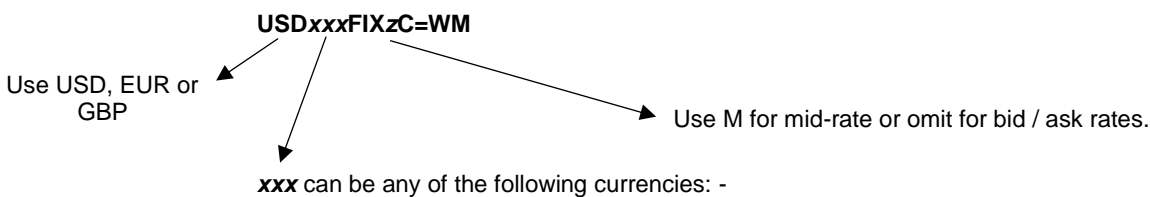
New Zealand Dollar	NZD	Pacifique Franc Franc	XPF	Pakistani Rupee	PKR
Papua NG Kina	PGK	Philippine Peso	PHP	Samoa Tala	WST
Singapore Dollar	SGD	Solomon Islands Dollar	SBD	South Korean Won	KRW
Sri Lanka Rupee	LKR	Taiwan Dollar	TWD	Thailand Baht	THB
Thai Baht Offshore	TOF	Tonga Pa'anga	TOP	Uzbekistan Som	UZS
Vanuatu Vatu	VUV	Vietnam Dong	VND		
Argentine Peso	ARS	Aruba Guilder	AWG	Bahamas Dollar	BSD
Barbados Dollar	BBD	Belize Dollar	BZD	Bermudan Dollar	BMD
Bolivian Boliviano	BOB	Brazilian Real	BRL	Canadian Dollar	CAD
Cayman Islands Dollar	KYD	Chilean Peso	CLP	Colombian Peso	COP
Costa Rica Colon	CRC	Cuba Peso	CUP	Dominican Republic Peso	DOP
East Caribbean Dollar	XCD	Ecuadorian Sucre	ECS	El Salvador Colon	SVC
Guatemala Quetzal	GTQ	Haiti Gourde	HTG	Honduras Lempira	HNL
Jamaica Dollar	JMD	Mexican Peso	MXN	Netherlands Antilles Guilder	ANG
Nicaragua Gold Cordoba	NIO	Panama Balboa	PAB	Paraguay Guarano	PYG
Peru Sol	PEN	Surinam Dollar	SRD	Trinidad & Tobago Dollar	TTD
Uruguay Peso	UYU	US Dollar	USD	Venezuelan Bolivar Soberano	VES

The WMR 12pm EST Intraday Spot Rates (CAD Noon)

The WMR 12pm EST Intraday Spot Rates (CAD Noon) are available on LSEG via monitor pages or RICs.

To access the index page, type **WMRCSPOT01** and <Return>

For access to the RICs, please use the following generic codes: -



Albania Lek	ALL	Austrian Schilling	ATS	Belarus Ruble	BYN
Belgian Franc	BEF	Bosnia Herzegovina Mark	BAM	Bulgarian Lev	BGN
Croatian Kuna	HRK	Cyprus Pound	CYP	Czech Koruna	CZK
Danish Krone	DKK	Estonian Kroon	EEK	Ecu	XEU
Euro	EUR	Finnish Markka	FIM	French Franc	FRF
Deutsche Mark	DEM	Greek Drachma	GRD	Hungarian Forint	HUF
Iceland Krona	ISK	Irish Punt	IEP	Italian Lira	ITL
Latvian Lat	LVL	Lithuanian Litas	LTL	Luxembourg Franc	LUF
Macedonia Denar	MKD	Maltese Lira	MTL	Moldova Leu	MDL
Dutch Guilder	NLG	Norwegian Krone	NOK	Polish Zloty	PLN
Portugese Escudo	PTE	Romanian Leu	RON	Russian Rouble	RUB
Slovakian Koruna	SKK	Slovenian Tolar	SIT	Spanish Peseta	ESP
Sterling	GBP	Swedish Krona	SEK	Swiss Franc	CHF
New Turkish Lira	TRY	Ukraine Hryvnia	UAH	Serbian Dinar	RSD
Special Drawing Rights	XDR				
Algerian Dinar	DZD	Angola Kwanza	AOA	Bahrain Dinar	BHD
Botswana Pula	BWP	Burundi Franc	BIF	Central African Franc	XAF
Comoros Franc	KMF	Congo Democratic Rep. Franc	CDF	Cote D'Ivoire Franc	XOF
Egyptian Pound	EGP	Ethiopia Birr	ETB	Gambian Dalasi	GMD
Ghana Cedi	GHS	Guinea Franc	GNF	Israeli Shekel	ILS
Jordanian Dinar	JOD	Kenyan Schilling	KES	Kuwaiti Dinar	KWD
Lebanese Pound	LBP	Lesotho Loti	LSL	Malagasy Ariary	MGA
Malawi Kwacha	MWK	Mauritanian Ouguiya	MRU	Mauritius Rupee	MUR
Moroccan Dirham	MAD	New Mozambique Metical	MZN	Namibia Dollar	NAD
Nigerian Naira	NGN	Omani Rial	OMR	Qatar Rial	QAR
Qatar Rial Offshore	QOF	Rwanda Franc	RWF	Saudi Riyal	SAR
Seychelles Rupee	SCR	Sierra Leone Leone	SLE	South African Rand	ZAR
Sudan Pound	SDG	Swaziland Lilangeni	SZL	Tanzania Schilling	TZS
Tunisian Dinar	TND	UAE	AED	Ugandan Schilling	UGX
Yemen Rial	YER	New Zambian Kwacha	ZMW	Zimbabwe Dollar Notional	ZDN
Australian Dollar	AUD	Azerbaijan Manat	AZN	Bangladesh Taka	BDT
Bhutan Ngultrum	BTN	Brunei Dollar	BND	Chinese R. Yuan	CNY
Chinese R. Yuan HK	CNH	Fiji Islands Dollar	FJD	Georgia Kari	GEL

WMR All Spot Forward NDF Rates Configuration

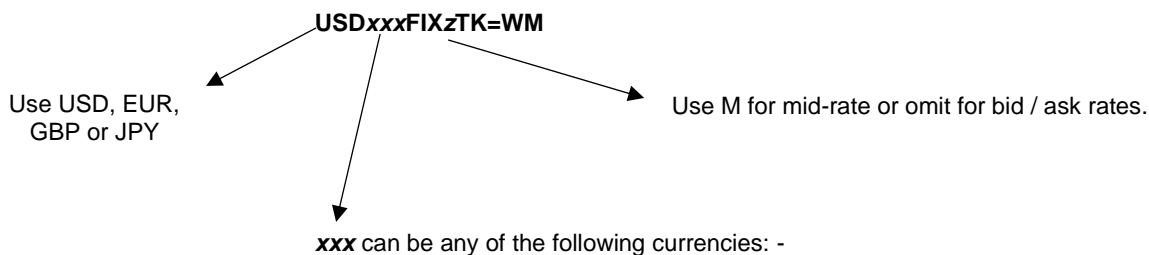
Hong Kong Dollar	HKD	Indian Rupee	INR	Indonesian Rupiah	IDR
Indonesia Onshore Traded	IDT	Japanese Yen	JPY	Kazakhstan Tenge	KZT
Kyrgystan Som	KGS	Macao Pataca	MOP	Malaysian Ringgit	MYR
Maldives Rufiyaa	MVR	Mongolia Tugrik	MNT	Nepal Rupee	NPR
New Zealand Dollar	NZD	Pacifique Franc Franc	XPF	Pakistani Rupee	PKR
Papua NG Kina	PGK	Philippine Peso	PHP	Samoa Tala	WST
Singapore Dollar	SGD	Solomon Islands Dollar	SBD	South Korean Won	KRW
Sri Lanka Rupee	LKR	Taiwan Dollar	TWD	Thailand Baht	THB
Thai Baht Offshore	TOF	Tonga Pa'anga	TOP	Uzbekistan Som	UZS
Vanuatu Vatu	VUV	Vietnam Dong	VND		
Argentine Peso	ARS	Aruba Guilder	AWG	Bahamas Dollar	BSD
Barbados Dollar	BBD	Belize Dollar	BZD	Bermudan Dollar	BMD
Bolivian Boliviano	BOB	Brazilian Real	BRL	Canadian Dollar	CAD
Cayman Islands Dollar	KYD	Chilean Peso	CLP	Colombian Peso	COP
Costa Rica Colon	CRC	Cuba Peso	CUP	Dominican Republic Peso	DOP
East Caribbean Dollar	XCD	Ecuadorian Sucre	ECS	El Salvador Colon	SVC
Guatemala Quetzal	GTQ	Haiti Gourde	HTG	Honduras Lempira	HNL
Jamaica Dollar	JMD	Mexican Peso	MXN	Netherlands Antilles Guilder	ANG
Nicaragua Gold Cordoba	NIO	Panama Balboa	PAB	Paraguay Guarano	PYG
Peru Sol	PEN	Surinam Dollar	SRD	Trinidad & Tobago Dollar	TTD
Uruguay Peso	UYU	US Dollar	USD	Venezuelan Bolivar Soberano	VES

The WMR 9:55am Tokyo Fix

The WMR Tokyo Fix Spot Rates are available on LSEG via pages or RICs.

To access the index page, type **WMRTKSPOT01** and <Return>

For access to the RICs, please use the following generic codes: -



Czech Koruna	CZK	Danish Krone	DKK	Euro	EUR
Hungarian Forint	HUF	Norwegian Krone	NOK	Polish Zloty	PLN
Romanian Leu	RON	Russian Rouble	RUB	Sterling	GBP
Swedish Krona	SEK	Swiss Franc	CHF	New Turkish Lira	TRY
Israeli Shekel	ILS	Kuwaiti Dinar	KWD	Saudi Arabian Riyal	SAR
South African Rand	ZAR	UAE Dirham	AED		
Australian Dollar	AUD	Chinese R. Yuan HK	CNH	Hong Kong Dollar	HKD
Indian Rupee	INR	Indonesian Rupiah	IDR	Japanese Yen	JPY
New Zealand Dollar	NZD	Singapore Dollar	SGD	South Korean Won	KRW
Thai Baht	THB	Taiwan Dollar	TWD		
Canadian Dollar	CAD	Mexican Peso	MXN	US Dollar	USD

WMR AFMA & NZFMA Rates

The WMR AFMA and NZFMA Spot Rates are available on LSEG via monitor pages and RICs.

To access the index page for AFMA, type **AUDFIX** and <Return>

To access the index page for NZFMA, type **NZDFIX** and <Return>

To access the RICs for AFMA, type **AUDFIX10H=WM** or **AUDFIX16H=WM** and <Return>

To access the RICs for NZFMA, type **NZDFIX14H=WM** and <Return>

Corresponding historical rates can be found on pages **AUDFIXHIST** and **NZDFIXHIST**.

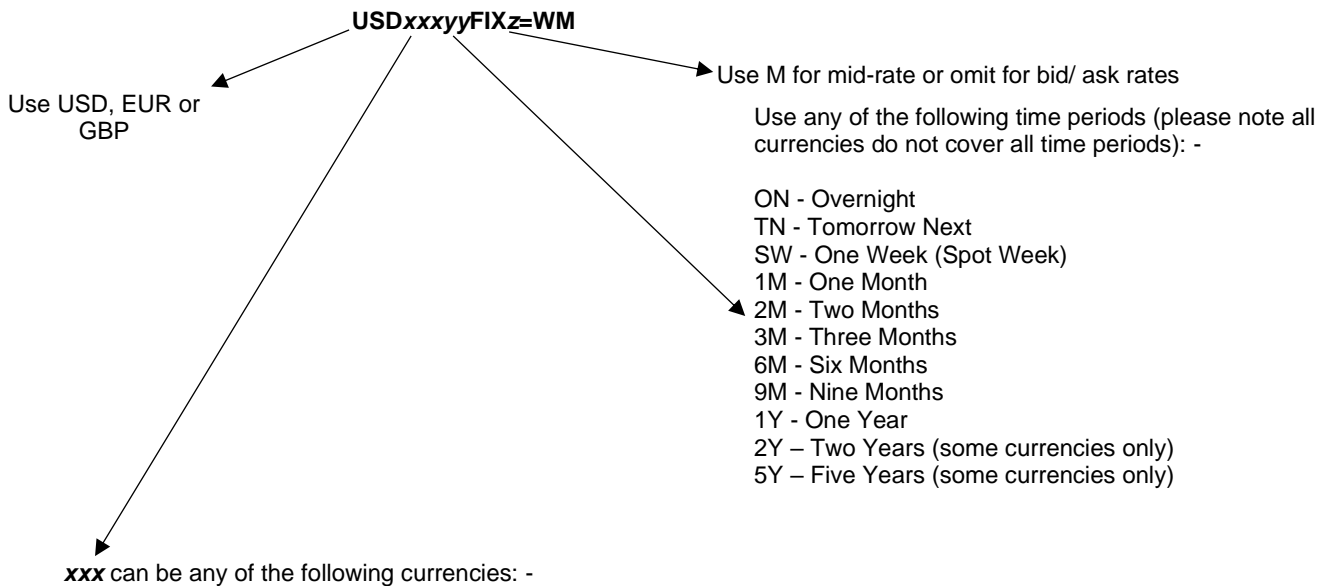
Corresponding calculation methodology can be found on pages **AUDFIXDEFN** and **NZDFIXDEFN**, or obtained direct from WM/Refinitiv at wmr.ops@refinitiv.com.

The WMR Closing Forward Rates

The WMR Closing Forward Rates are available on LSEG via RICs.

To access the information pages, type **WMRFORWARD01** and <Return>

For access to the RICs



Austrian Schilling	ATS	Belgian Franc	BEF	Bulgarian Lev	BGN
Croatian Kuna	HRK	Cyprus Pound	CYP	Czech Koruna	CZK
Danish Krone	DKK	Estonian Kroon	EEK	Ecu	XEU
Euro	EUR	Finnish Markka	FIM	French Franc	FRF
Deutsche Mark	DEM	Greek Drachma	GRD	Hungarian Forint	HUF
Iceland Krona	ISK	Irish Punt	IEP	Italian Lira	ITL
Latvian Lat	LVL	Lithuanian Litas	LTL	Maltese Lira	MTL
Dutch Guilder	NLG	Norwegian Krone	NOK	Polish Zloty	PLN
Portuguese Escudo	PTE	Romanian Leu	RON	Russian Rouble	RUB
Serbian Dinar	RSD	Slovakian Koruna	SKK	Slovenian Tolar	SIT
Spanish Peseta	ESP	British Pound	GBP	Swedish Krone	SEK
Swiss Franc	CHF	New Turkish Lira	TRY		
Bahrain Dinar	BHD	Botswana Pula	BWP	Ghana Cedi	GHS
Israeli Shekel	ILS	Jordanian Dinar	JOD	Kenyan Shilling	KES
Kuwaiti Dinar	KWD	Moroccan Dihram	MAD	Nigerian Naira	NGN
Omani Rial	OMR	Qatar Rial	QAR	Saudi Arabian Riyal	SAR
South African Rand	ZAR	Tunisian Dinar	TND	UAE Dirham	AED
Ugandan Shilling	UGX	New Zambian Kwacha	ZMW		
Australian Dollar	AUD	Chinese R. Yuan	CNY	Chinese R. Yuan HK	CNH
Hong Kong Dollar	HKD	Indian Rupee	INR	Indonesian Rupiah	IDR
Japanese Yen	JPY	Kazakhstan Tenge	KZT	Malaysian Ringgit	MYR
New Zealand Dollar	NZD	Pakistani Rupee	PKR	Phillipine Peso	PHP
Singapore Dollar	SGD	S. Korean Won	KRW	Sri Lanka Rupee	LKR
Taiwan Dollar	TWD	Thai Baht	THB	Thai Baht Offshore	TOF
Vietnam Dong	VND				

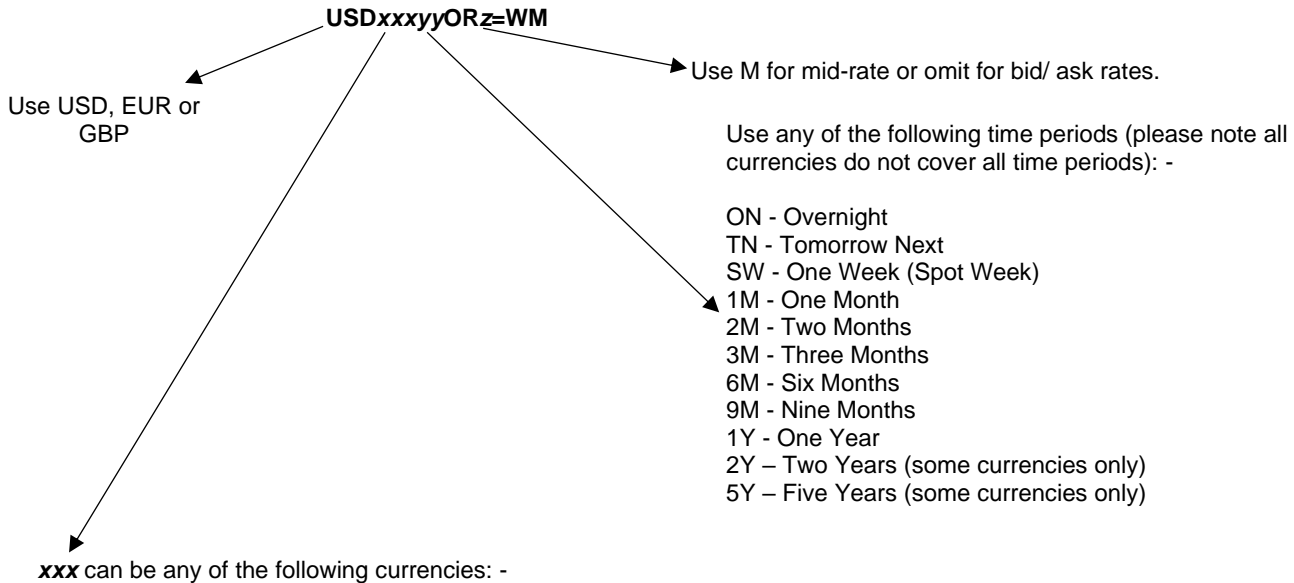
WMR All Spot Forward NDF Rates Configuration

Argentine Peso	ARS	Brazilian Real	BRL	Canadian Dollar	CAD
Chilean Peso	CLP	Colombian Peso	COP	Mexican Peso	MXN
Peru Sol	PEN	US Dollar	USD		

WMR Closing Outright Forward Rates

The WMR Closing Outright Forward Rates are available on LSEG via RICs.

For access to the RICs, please use the following generic codes: -



Austrian Schilling	ATS	Belgian Franc	BEF	Bulgarian Lev	BGN
Croatian Kuna	HRK	Cyprus Pound	CYP	Czech Koruna	CZK
Danish Krone	DKK	Estonian Kroon	EEK	Ecu	XEU
Euro	EUR	Finnish Markka	FIM	French Franc	FRF
Deutsche Mark	DEM	Greek Drachma	GRD	Hungarian Forint	HUF
Iceland Krona	ISK	Irish Punt	IEP	Italian Lira	ITL
Latvian Lat	LVL	Lithuanian Litas	LTL	Maltese Lira	MTL
Dutch Guilder	NLG	Norwegian Krone	NOK	Polish Zloty	PLN
Portuguese Escudo	PTE	Romanian Leu	RON	Russian Rouble	RUB
Serbian Dinar	RSD	Slovakian Koruna	SKK	Slovenian Tolar	SIT
Spanish Peseta	ESP	British Pound	GBP	Swedish Krone	SEK
Swiss Franc	CHF	New Turkish Lira	TRY		
Bahrain Dinar	BHD	Botswana Pula	BWP	Ghana Cedi	GHS
Israeli Shekel	ILS	Jordanian Dinar	JOD	Kenyan Schilling	KES
Kuwaiti Dinar	KWD	Moroccan Dihram	MAD	Nigerian Naira	NGN
Omani Rial	OMR	Qatar Rial	QAR	Saudi Arabian Riyal	SAR
South African Rand	ZAR	Tunisian Dinar	TND	UAE Dirham	AED
Ugandan Shilling	UGX	New Zambian Kwacha	ZMW		
Australian Dollar	AUD	Chinese R. Yuan	CNY	Chinese R. Yuan HK	CNH
Hong Kong Dollar	HKD	Indian Rupee	INR	Indonesian Rupiah	IDR
Japanese Yen	JPY	Kazakhstan Tenge	KZT	Malaysian Ringgit	MYR
New Zealand Dollar	NZD	Pakistani Rupee	PKR	Phillipine Peso	PHP
Singapore Dollar	SGD	S. Korean Won	KRW	Sri Lanka Rupee	LKR
Taiwan Dollar	TWD	Thai Baht	THB	Thai Baht Offshore	TOF
Vietnam Dong	VND				
Argentine Peso	ARS	Brazilian Real	BRL	Canadian Dollar	CAD

WMR All Spot Forward NDF Rates Configuration

Chilean Peso
Peru Sol

CLP
PEN

Colombian Peso
US Dollar

COP
USD

Mexican Peso

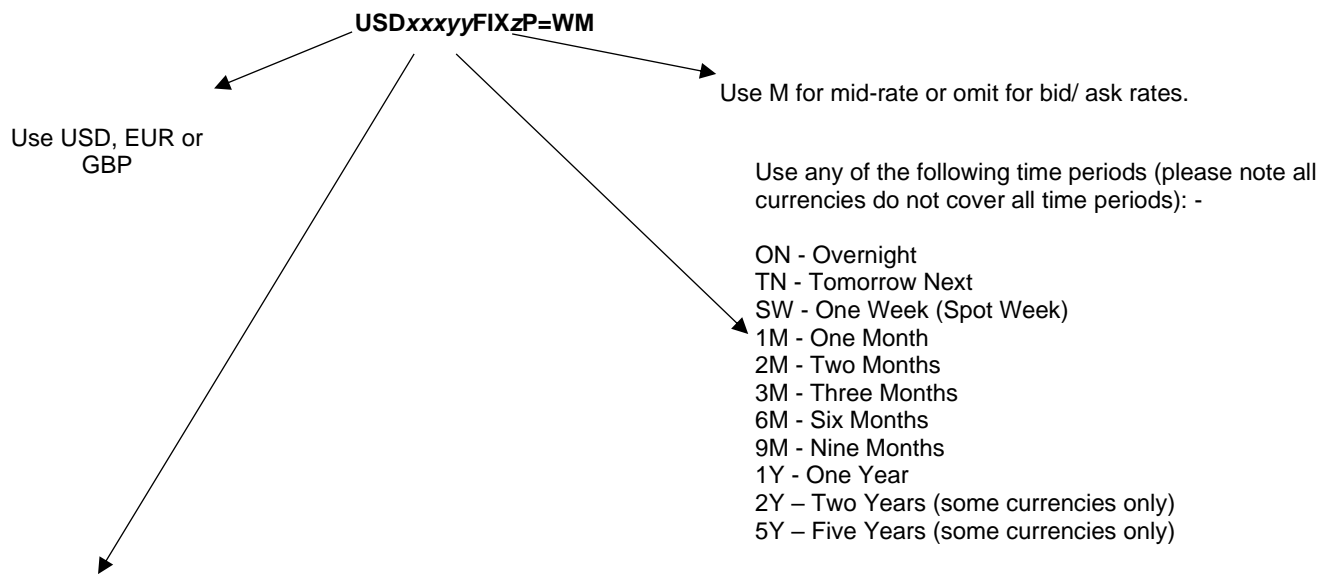
MXN

WMR Intraday Forward Rates

The WMR Intraday Forward Rates are available on LSEG via RICs.

To access the information pages, type **WMRPFORWARD01** and <Return>

For access to the RICs, please use the following generic codes: -



xxx can be any of the following currencies: -

Austrian Schilling	ATS	Belgian Franc	BEF	Bulgarian Lev	BGN
Croatian Kuna	HRK	Cyprus Pound	CYP	Czech Koruna	CZK
Danish Krone	DKK	Estonian Kroon	EEK	Ecu	XEU
Euro	EUR	Finnish Markka	FIM	French Franc	FRF
Deutsche Mark	DEM	Greek Drachma	GRD	Hungarian Forint	HUF
Iceland Krona	ISK	Irish Punt	IEP	Italian Lira	ITL
Latvian Lat	LVL	Lithuanian Litas	LTL	Maltese Lira	MTL
Dutch Guilder	NLG	Norwegian Krone	NOK	Polish Zloty	PLN
Portuguese Escudo	PTE	Romanian Leu	RON	Russian Rouble	RUB
Serbian Dinar	RSD	Slovakian Koruna	SKK	Slovenian Tolar	SIT
Spanish Peseta	ESP	British Pound	GBP	Swedish Krone	SEK
Swiss Franc	CHF	New Turkish Lira	TRY		
Bahrain Dinar	BHD	Botswana Pula	BWP	Ghana Cedi	GHS
Israeli Shekel	ILS	Jordanian Dinar	JOD	Kenyan Schilling	KES
Kuwaiti Dinar	KWD	Moroccan Dihram	MAD	Nigerian Naira	NGN
Omani Rial	OMR	Qatar Rial	QAR	Saudi Arabian Riyal	SAR
South African Rand	ZAR	Tunisian Dinar	TND	UAE Dirham	AED
Ugandan Shilling	UGX	New Zambian Kwacha	ZMW		
Australian Dollar	AUD	Chinese R. Yuan	CNY	Chinese R. Yuan HK	CNH
Hong Kong Dollar	HKD	Indian Rupee	INR	Indonesian Rupiah	IDR
Japanese Yen	JPY	Kazakhstan Tenge	KZT	Malaysian Ringgit	MYR
New Zealand Dollar	NZD	Pakistani Rupee	PKR	Phillipine Peso	PHP

WMR All Spot Forward NDF Rates Configuration

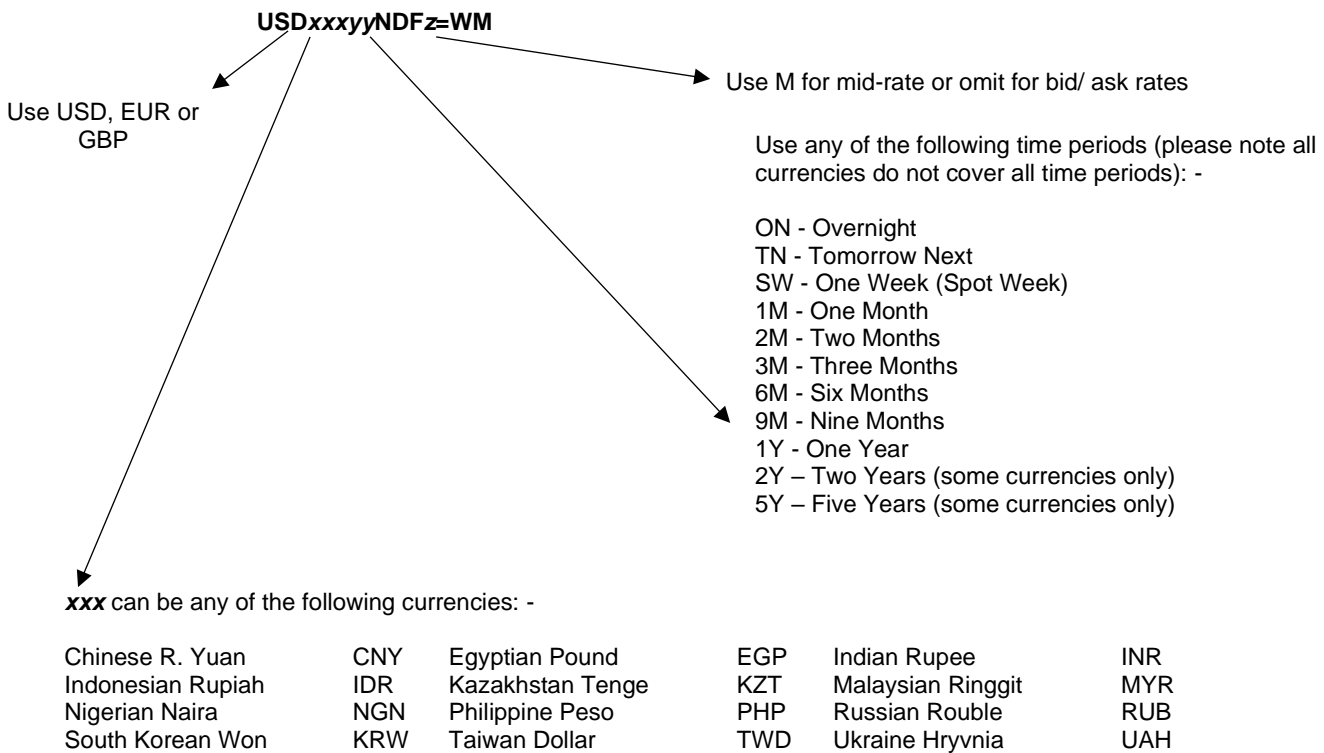
Singapore Dollar	SGD	S. Korean Won	KRW	Sri Lanka Rupee	LKR
Taiwan Dollar	TWD	Thai Baht	THB	Thai Baht Offshore	TOF
Vietnam Dong	VND				
Argentine Peso	ARS	Brazilian Real	BRL	Canadian Dollar	CAD
Chilean Peso	CLP	Colombian Peso	COP	Mexican Peso	MXN
Peru Sol	PEN	US Dollar	USD		

WMR Closing NDF Rates

The WMR Closing Non-Deliverable Forward (NDF) Rates are available on LSEG via RICs.

To access the index page, type **WMRNDF01** and <Return>

For access to the RICs, please use the following generic codes: -



WMR Intraday NDF Rates

The WMR Intraday Non-Deliverable Forward (NDF) Rates are available on LSEG via RICs.

To access the index page, type **WMRPNDF01** and <Return>

For access to the RICs, please use the following generic codes: -

USDxxxyyNDFzP=WM

Use USD, EUR or
GBP

Use M for mid-rate or omit for bid/ ask rates

Use any of the following time periods (please note all
currencies do not cover all time periods): -

ON - Overnight
TN - Tomorrow Next
SW - One Week (Spot Week)
1M - One Month
2M - Two Months
3M - Three Months
6M - Six Months
9M - Nine Months
1Y - One Year
2Y - Two Years (some currencies only)
5Y - Five Years (some currencies only)

xxx can be any of the following currencies: -

Chinese R. Yuan	CNY	Egyptian Pound	EGP	Indian Rupee	INR
Indonesian Rupiah	IDR	Kazakhstan Tenge	KZT	Malaysian Ringgit	MYR
Nigerian Naira	NGN	Philippine Peso	PHP	Russian Rouble	RUB
South Korean Won	KRW	Taiwan Dollar	TWD	Ukraine Hryvnia	UAH

ABOUT FTSE RUSSELL

FTSE Russell is a leading global provider of index and benchmark solutions, spanning diverse asset classes and investment objectives. As a trusted investment partner we help investors make better-informed investment decisions, manage risk, and seize opportunities.

Market participants look to us for our expertise in developing and managing global index solutions across asset classes. Asset owners, asset managers, ETF providers and investment banks choose FTSE Russell solutions to benchmark their investment performance and create investment funds, ETFs, structured products, and index-based derivatives. Our clients use our solutions for asset allocation, investment strategy analysis and risk management, and value us for our robust governance process and operational integrity.

For over 35 years we have been at the forefront of driving change for the investor, always innovating to shape the next generation of benchmarks and investment solutions that open up new opportunities for the global investment community.

CONTACT US

To learn more, visit [lseg.com/ftse-russell](https://www.ftserussell.com); email info@ftserussell.com; or call your regional Client Service team office:

EMEA +44 (0) 20 7866 1810

Asia-Pacific

North America +1 877 503 6437

Hong Kong +852 2164 3333

Tokyo +81 3 6441 1430

Sydney +61 (0) 2 7228 5659

Disclaimer

© [2024] London Stock Exchange Group plc and its applicable group undertakings ("LSEG"). LSEG includes (1) FTSE International Limited ("FTSE"), (2) Frank Russell Company ("Russell"), (3) FTSE Global Debt Capital Markets Inc. and FTSE Global Debt Capital Markets Limited (together, "FTSE Canada"), (4) FTSE Fixed Income Europe Limited ("FTSE FI Europe"), (5) FTSE Fixed Income LLC ("FTSE FI"), (6) FTSE (Beijing) Consulting Limited ("WOFE") (7) Refinitiv Benchmark Services (UK) Limited ("RBSL"), (8) Refinitiv Limited ("RL") and (9) Beyond Ratings S.A.S. ("BR"). All rights reserved.

FTSE Russell® is a trading name of FTSE, Russell, FTSE Canada, FTSE FI, FTSE FI Europe, WOFE, RBSL, RL, and BR. "FTSE®", "Russell®", "FTSE Russell®", "FTSE4Good®", "ICB®", "Refinitiv", "Beyond Ratings®", "WMR™", "FR™" and all other trademarks and service marks used herein (whether registered or unregistered) are trademarks and/or service marks owned or licensed by the applicable member of LSEG or their respective licensors and are owned, or used under licence, by FTSE, Russell, FTSE Canada, FTSE FI, FTSE FI Europe, WOFE, RBSL, RL or BR. FTSE International Limited is authorised and regulated by the Financial Conduct Authority as a benchmark administrator. Refinitiv Benchmark Services (UK) Limited is authorised and regulated by the Financial Conduct Authority as a benchmark administrator.

All information is provided for information purposes only. All information and data contained in this publication is obtained by LSEG, from sources believed by it to be accurate and reliable. Because of the possibility of human and mechanical inaccuracy as well as other factors, however, such information and data is provided "as is" without warranty of any kind. No member of LSEG nor their respective directors, officers, employees, partners or licensors make any claim, prediction, warranty or representation whatsoever, expressly or impliedly, either as to the accuracy, timeliness, completeness, merchantability of any information or LSEG Products, or of results to be obtained from the use of LSEG products, including but not limited to indices, rates, data and analytics, or the fitness or suitability of the LSEG products for any particular purpose to which they might be put. The user of the information assumes the entire risk of any use it may make or permit to be made of the information.

No responsibility or liability can be accepted by any member of LSEG nor their respective directors, officers, employees, partners or licensors for (a) any loss or damage in whole or in part caused by, resulting from, or relating to any inaccuracy (negligent or otherwise) or other circumstance involved in procuring, collecting, compiling, interpreting, analysing, editing, transcribing, transmitting, communicating or delivering any such information or data or from use of this document or links to this document or (b) any direct, indirect, special, consequential or incidental damages whatsoever, even if any member of LSEG is advised in advance of the possibility of such damages, resulting from the use of, or inability to use, such information.

No member of LSEG nor their respective directors, officers, employees, partners or licensors provide investment advice and nothing in this document should be taken as constituting financial or investment advice. No member of LSEG nor their respective directors, officers, employees, partners or licensors make any representation regarding the advisability of investing in any asset or whether such investment creates any legal or compliance risks for the investor. A decision to invest in any such asset should not be made in reliance on any information herein. Indices and rates cannot be invested in directly. Inclusion of an asset in an index or rate is not a recommendation to buy, sell or hold that asset nor confirmation that any particular investor may lawfully buy, sell or hold the asset or an index or rate containing the asset. The general information contained in this publication should not be acted upon without obtaining specific legal, tax, and investment advice from a licensed professional.

Past performance is no guarantee of future results. Charts and graphs are provided for illustrative purposes only. Index and/or rate returns shown may not represent the results of the actual trading of investable assets. Certain returns shown may reflect back-tested performance. All performance presented prior to the index or rate inception date is back-tested performance. Back-tested performance is not actual performance, but is hypothetical. The back-test calculations are based on the same methodology that was in effect when the index or rate was officially launched. However, back-tested data may reflect the application of the index or rate methodology with the benefit of hindsight, and the historic calculations of an index or rate may change from month to month based on revisions to the underlying economic data used in the calculation of the index or rate.

This document may contain forward-looking assessments. These are based upon a number of assumptions concerning future conditions that ultimately may prove to be inaccurate. Such forward-looking assessments are subject to risks and uncertainties and may be affected by various factors that may cause actual results to differ materially. No member of LSEG nor their licensors assume any duty to and do not undertake to update forward-looking assessments.

No part of this information may be reproduced, stored in a retrieval system or transmitted in any form or by any means, electronic, mechanical, photocopying, recording or otherwise, without prior written permission of the applicable member of LSEG. Use and distribution of LSEG data requires a licence from LSEG and/or its licensors.



**FTSE
RUSSELL**
An LSEG Business