

LCH

# LCH Rates Online Margin Calculator

Gain advanced insights into your  
rates margin requirements

The Rates Margin Calculator provides users with key drivers, enabling you to optimise and ultimately deliver margin efficiencies to your LCH cleared portfolio.

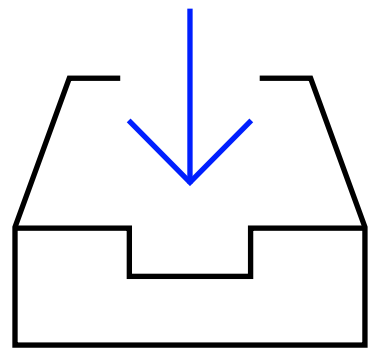
Using instantaneous “what if” calculations, it allows users to view curve and tenor risk exposures, and analyse the margin impact, composition and movement against the LCH cleared portfolio prior to clearing new activity for both OTC cleared and listed positions.

For our Listed Rates clearing service, the calculator includes the capability for users to simulate margin requirements across both the OTC cleared and listed portfolios allowing you to view potential benefits from portfolio margining.

## Our solution

The LCH Rates Online Margin Calculator helps users to understand key margin drivers, optimise margin, risk and liquidity management, proactively manage dynamic exposures and deliver margin efficiencies.

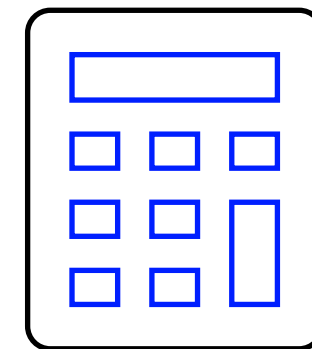
### Core features



# 01.

#### Initial margin (IM) analysis

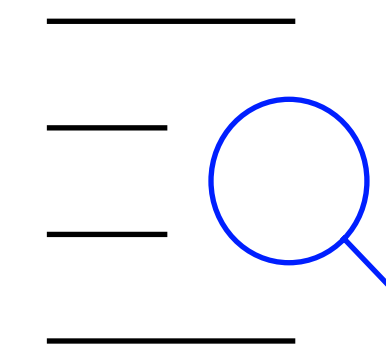
Input your listed trades and watch the margin calculator produce accurate margin estimates and identify key margin drivers.



# 02.

#### Risk calculation and breakdown on risk exposure

Access a comprehensive view of your IM and margin add-ons across your portfolio.



# 03.

#### Portfolio margining simulation

View portfolio margining opportunities of OTC vs listed positions via the OTC-Listed Optimisation feature for rates.

## Simulating potential portfolio margin efficiencies

Our Rates Online Margin Calculator provides LCH SwapClear and Listed Rates clearing service members with a fully automated method of offsetting risks across cleared OTC and listed rates portfolios, and users can simulate potential optimisation benefits.

Simply upload your listed trades, select the existing OTC account you want to portfolio margin against and run the simulation. Your potential margin savings will be viewable on the same screen, complete with a breakdown of Listed vs OTC and Base IM vs Add-Ons.

Users can login to the Margin Calculator tool via the LCH Portal, and usage is included as part of your existing Listed Rates clearing access. As the Margin Calculator is integrated into LCH's digital platform, users benefit from seamless upgrades, faster delivery of new features, enhancements, bug fixes, and improved performance.

The screenshot displays the LCH Rates Online Margin Calculator interface. The top section shows a table of trades with columns for Contract, Expiry, Exchange, Currency, Type, Closing Price, Original Position, and Simulated Position. A 'Bulk Upload' button is visible in the top left. The bottom section shows the 'Run Simulation' button and a 'Total Margin' summary table.

| Contract | Expiry  | Exchange | Currency | Type    | Closing Price | Original Position | Simulated Position |
|----------|---------|----------|----------|---------|---------------|-------------------|--------------------|
| FS3      | 2027-03 | FMX      | USD      | STIRFUT | 96.46         | 0                 | 2,000              |
| FS3      | 2025-06 | FMX      | USD      | STIRFUT | 96.04         | 0                 | 1,000              |
| FS3      | 2025-09 | FMX      | USD      | STIRFUT | 96.22         | 0                 | 5,000              |

| Total Margin          |  | Before           | After            | Savings        |
|-----------------------|--|------------------|------------------|----------------|
| Total Before          |  | -165,951,472 USD | -152,950,326 USD | 13,001,146 USD |
| OTC Base IM           |  | -129,634,018     | -127,571,551     | 12,062,467     |
| OTC Margin Add-Ons    |  | -18,029,004      | -25,378,775      | -7,349,771     |
| Listed Base IM        |  | -8,288,450       | 0                | 8,288,450      |
| Listed Margin Add-Ons |  | 0                | 0                | 0              |

## Access today

## Start optimising your margin

Contact us at [listedratesonboarding@lch.com](mailto:listedratesonboarding@lch.com) to access the LCH Rates Online Margin Calculator. Programmatic access to our Listed Rates margin calculations is also available via our API services. For more information, please contact [lchsales@lseg.com](mailto:lchsales@lseg.com).



**LSEG** POST  
TRADE

### Contact us

Email [lchsales@lseg.com](mailto:lchsales@lseg.com)

Visit [lch.com/services/listed-rates](https://lch.com/services/listed-rates)

### Disclaimer

This document has been provided to you for informational purposes only and is intended as an overview of certain aspects of, or proposed changes to, the SwapClear, Listed Interest Rates, SwapAgent and/or any other service provided by LCH Group Holdings Limited ("LCH Group") or any of its group undertakings (group undertakings shall be construed in accordance with section 1161 of the Companies Act 2006; each an ("LCH Group Company").

LCH Limited is supervised by the Bank of England within the UK regulatory framework, registered as a derivatives clearing organisation with the U.S. Commodity Futures Trading Commission ("CFTC") and recognised as a third-country CCP under Regulation (EU) No. 648/2012 of the European Parliament and of the Council of 4 July 2012 on OTC derivatives, central counterparties and trade repositories ("EMIR"). LCH S.A. is regulated and supervised in France by the Autorité des Marchés Financiers, the Autorité de Contrôle Prudentiel et de Résolution and the Banque de France, authorised as an E.U. CCP under EMIR, registered as a derivatives clearing organisation with the CFTC and as a clearing agency with the U.S. Securities and Exchange Commission. LCH Limited and LCH S.A. also hold licenses or authorisations in other jurisdictions in which they offer their services. More information is available at [www.lch.com](http://www.lch.com).

The relationship of an LCH Group Company with its members is governed solely by its rulebook and certain other ancillary documentation, as applicable. This document does not, and does not purport to, contain a detailed description of any aspect of a service provided by an LCH Group Company or any other topics discussed in this document, and it has not been prepared for any specific person. This document does not, and does not seek to, constitute advice of any nature. You may not rely upon the contents of this document under any circumstance and should seek your own independent legal, investment, tax and other advice. The information and any opinion contained in this document does not constitute a recommendation or offer with respect to any derivative contract, financial instrument, security or service. No LCH Group Company makes any representation, warranty, condition or guarantee (whether express or implied) that the contents of this document are accurate, complete or up-to-date, and makes no commitment to offer any particular product or service. No LCH Group Company shall have any liability for any losses, claims, demands, actions, proceedings, damages, costs or expenses arising out of, or in any way connected with, the information contained in this document, except that each LCH Group Company accepts liability that cannot be excluded by applicable law.

Copyright © LCH Limited 2024. All rights reserved. Copyright © LCH S.A. 2024. All rights reserved. LCH SwapClear, LCH CDSClear, LCH ForexClear, LCH RepoClear, LCH EquityClear, LCH SwapAgent and €GCPlus are registered trademarks of LCH.